

Structure



Stainless Steel
with Matt
Satin Finish
(In-Outdoor)




Burnished
Painting
(In-Outdoor)



Gunmetal Grey
Lacquering
(In-Outdoor)



RAL 9017
Black Painting
(In-Outdoor)




RAL 9010
White Painting
(In-Outdoor)


Top



Transparent
Glass
(In-Outdoor)



Smoked
Glass
(In-Outdoor)



Blue Colored
Glass
(In-Outdoor)



Scratch-resistant
Lacquered
col. Matt Black
(In-Outdoor)



Scratch-resistant
Lacquered Matt
RAL 9001
White Cream
(In-Outdoor)



Scratch-resistant
Lacquered Matt
NCS S 6000-N
Grey
(In-Outdoor)



Natural Kaolin
Porcelain
Stoneware
(In-Outdoor)



Balance Smoke
Porcelain
Stoneware
(In-Outdoor)