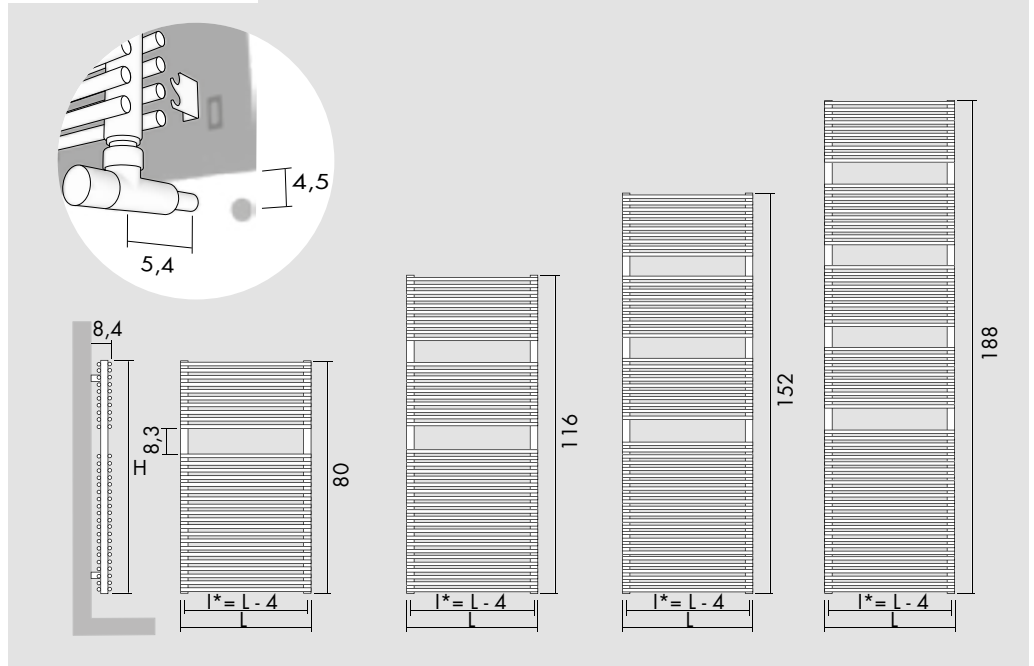




Kcal = Watt x 0.860
BTU = Watt x 3.413

Watt Δt 60° = Watt Δt 50° x 1.251
Watt Δt 40° = Watt Δt 50° x 0.761
Watt Δt 30° = Watt Δt 50° x 0.536
Watt Δt 20° = Watt Δt 50° x 0.328

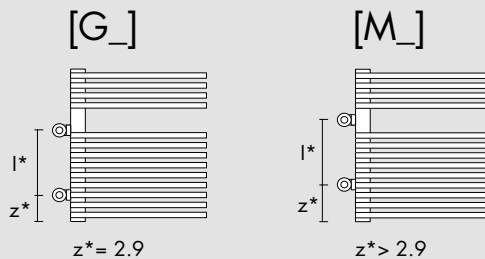
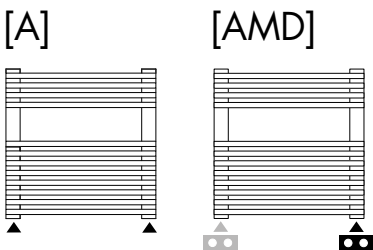
p max = 10.0 bar



H cm	L cm	I* cm	art*	Lt*	watt Δt 30°	watt Δt 50°
80.0	40.0	36.0	BD13D040080	3.4	327	610
80.0	50.0	46.0	BD13D050080	3.9	408	761
80.0	60.0	56.0	BD13D060080	4.4	489	912
80.0	70.0	66.0	BD13D070080	4.9	570	1 063
80.0	80.0	76.0	BD13D080080	5.5	651	1 214
80.0	90.0	86.0	BD13D090080	6.0	732	1 365
80.0	100.0	96.0	BD13D100080	6.5	813	1 516
116.0	40.0	36.0	BD13D040116	4.8	439	818
116.0	50.0	46.0	BD13D050116	5.5	547	1 021
116.0	60.0	56.0	BD13D060116	6.3	656	1 225
116.0	70.0	66.0	BD13D070116	7.0	765	1 428
116.0	80.0	76.0	BD13D080116	7.7	874	1 631
116.0	90.0	86.0	BD13D090116	8.5	982	1 832
116.0	100.0	96.0	BD13D100116	9.2	1 092	2 037
152.0	40.0	36.0	BD13D040152	6.2	538	1 005
152.0	50.0	46.0	BD13D050152	7.2	672	1 253
152.0	60.0	56.0	BD13D060152	8.1	806	1 504
152.0	70.0	66.0	BD13D070152	9.1	939	1 753
152.0	80.0	76.0	BD13D080152	10.0	1 074	2 003
152.0	90.0	86.0	BD13D090152	11.0	1 207	2 252
152.0	100.0	96.0	BD13D100152	11.9	1 341	2 503
188.0	40.0	36.0	BD13D040188	7.6	636	1 187
188.0	50.0	46.0	BD13D050188	8.8	794	1 482
188.0	60.0	56.0	BD13D060188	10.0	952	1 776
188.0	70.0	66.0	BD13D070188	11.1	1 110	2 071
188.0	80.0	76.0	BD13D080188	12.3	1 268	2 365
188.0	90.0	86.0	BD13D090188	13.5	1 426	2 660
188.0	100.0	96.0	BD13D100188	14.6	1 583	2 954


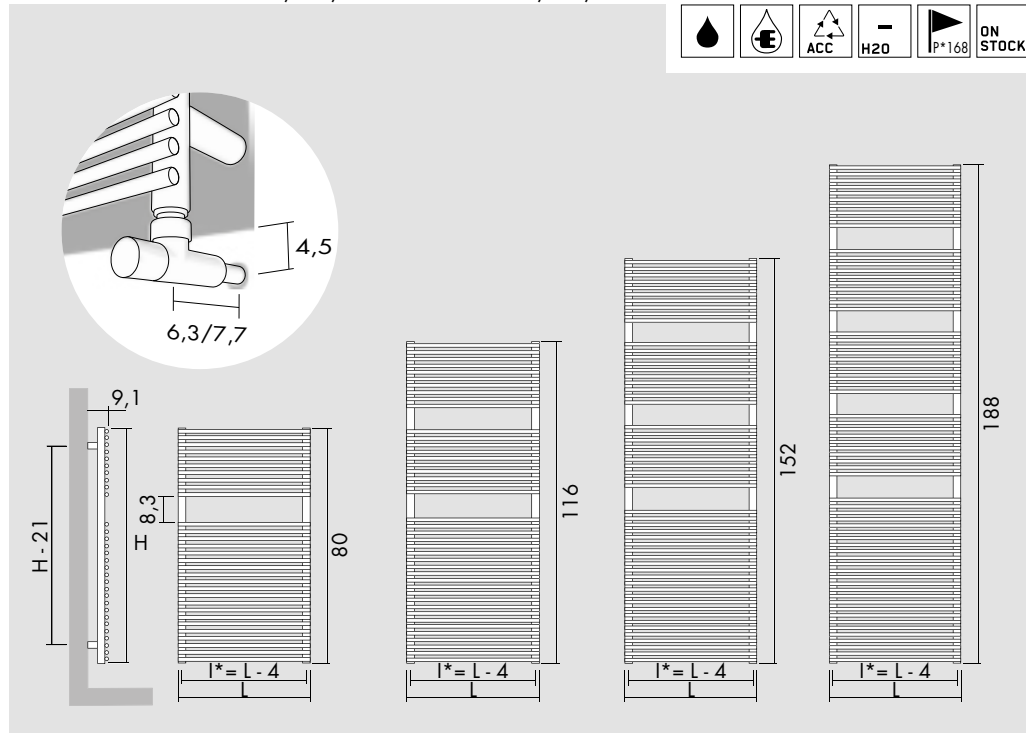
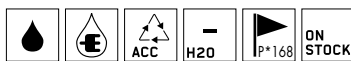
Standard connection / Raccord standard
Standard Anschluss / Conexión estándar

Special connection / Raccord spéciale / Speziell Anschluss / Conexión especial



Replace _ with connection S (Left) or D (Right). / Remplacer le _ avec raccordement S (Gauche) ou D (Droite). / Um linker oder rechter Anschluss zu bestellen, bitte das Symbol _ mit S (links) oder D (rechts) ersetzen. / Sustituir el _ con las conexiones S (Izquierda) o D (Derecha).

art* = item / modèle / Artikel / artículo I* = pipe centres / distance entre depart et retour / Achsabstand / distancia entre las conexiones
Lt* = water content / volume d'eau / Wassergehalt / contenido de agua



Kcal = Watt x 0.860
BTU = Watt x 3.413

Watt Δt 60° = Watt Δt 50° x 1.241
Watt Δt 40° = Watt Δt 50° x 0.768
Watt Δt 30° = Watt Δt 50° x 0.546
Watt Δt 20° = Watt Δt 50° x 0.338

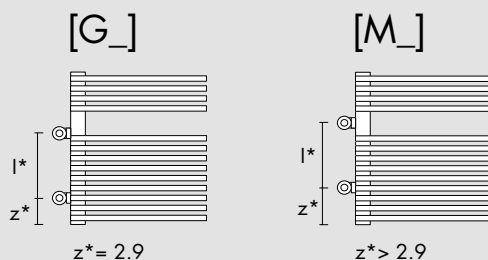
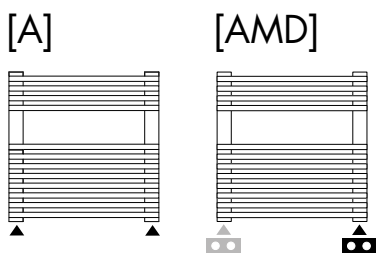
p max = 10.0 bar

H cm	L cm	I* cm	art*	[B] / [R] STOCK	Lt*	watt Δt 30°	watt Δt 50°
80.0	40.0	36.0	BD13S040080	STOCK	2.3	212	388
80.0	50.0	46.0	BD13S050080	STOCK	2.6	264	484
80.0	60.0	56.0	BD13S060080	STOCK	2.8	316	579
80.0	70.0	66.0	BD13S070080	-	3.1	367	673
80.0	80.0	76.0	BD13S080080	-	3.4	419	767
80.0	90.0	86.0	BD13S090080	-	3.6	470	861
80.0	100.0	96.0	BD13S100080	-	3.9	526	963
116.0	40.0	36.0	BD13S040116	STOCK	3.3	295	541
116.0	50.0	46.0	BD13S050116	STOCK	3.7	367	673
116.0	60.0	56.0	BD13S060116	STOCK	4.0	440	805
116.0	70.0	66.0	BD13S070116	-	4.4	512	937
116.0	80.0	76.0	BD13S080116	-	4.8	583	1 068
116.0	90.0	86.0	BD13S090116	-	5.1	654	1 198
116.0	100.0	96.0	BD13S100116	-	5.5	726	1 329
152.0	40.0	36.0	BD13S040152	STOCK	4.3	377	690
152.0	50.0	46.0	BD13S050152	STOCK	4.8	468	858
152.0	60.0	56.0	BD13S060152	STOCK	5.3	560	1 026
152.0	70.0	66.0	BD13S070152	-	5.7	652	1 194
152.0	80.0	76.0	BD13S080152	-	6.2	743	1 361
152.0	90.0	86.0	BD13S090152	-	6.7	834	1 528
152.0	100.0	96.0	BD13S100152	-	7.2	925	1 694
188.0	40.0	36.0	BD13S040188	STOCK	5.3	466	854
188.0	50.0	46.0	BD13S050188	STOCK	5.9	568	1 041
188.0	60.0	56.0	BD13S060188	STOCK	6.5	680	1 245
188.0	70.0	66.0	BD13S070188	-	7.0	791	1 448
188.0	80.0	76.0	BD13S080188	-	7.6	901	1 651
188.0	90.0	86.0	BD13S090188	-	8.2	1 012	1 853
188.0	100.0	96.0	BD13S100188	-	8.8	1 106	2 025

watt Δt 30°	watt Δt 50°
142	260
177	324
212	388
246	451
281	514
315	577
352	645
198	362
246	451
294	539
342	627
390	715
438	803
486	890
252	462
314	575
376	688
437	800
498	912
559	1 024
620	1 135
312	572
381	697
455	834
530	970
604	1 106
678	1 241
741	1 357

Standard connection / Raccord standard
Standard Anschluss / Conexión estándar

Special connection / Raccord spéciale / Speziell Anschluss / Conexión especial



Replace _ with connection S (Left) or D (Right). / Remplacer le _ avec raccordement S (Gauche) ou D (Droite). / Um linker oder rechter Anschluss zu bestellen, bitte das Symbol _ mit S (links) oder D (rechts) ersetzen. / Sustituir el _ con las conexiones S (Izquierda) o D (Derecha).

art* = item / modèle / Artikel / artículo I* = pipe centres / distance entre depart et retour / Achsabstand / distancia entre las conexiones
Lt* = water content / volume d'eau / Wassergehalt / contenido de agua

Dual application with schuko plug / Version mixte avec prise schuko /
Kombimodell mit Schukosteckdose / Versión mixta con enchufe schuko

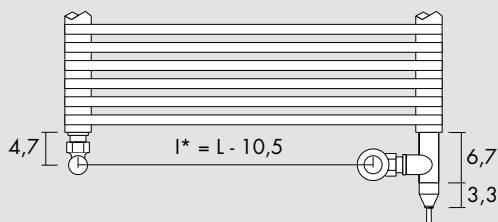
H cm	L cm	I* cm	art*	[B] / [R] STOCK	Lt*	watt Δt 30°	watt Δt 50°	watt
80.0	40.0	29.5	MC BD13S040080	STOCK	2.3	212	388	350
80.0	50.0	39.5	MC BD13S050080	STOCK	2.6	264	484	500
80.0	60.0	49.5	MC BD13S060080	STOCK	2.8	316	579	500
116.0	40.0	29.5	MC BD13S040116	STOCK	3.3	295	541	500
116.0	50.0	39.5	MC BD13S050116	STOCK	3.7	367	673	700
116.0	60.0	49.5	MC BD13S060116	STOCK	4.0	440	805	700
152.0	40.0	29.5	MC BD13S040152	STOCK	4.3	377	690	700
152.0	50.0	39.5	MC BD13S050152	STOCK	4.8	468	858	700
152.0	60.0	49.5	MC BD13S060152	STOCK	5.3	560	1 026	1 000
188.0	40.0	29.5	MC BD13S040188	STOCK	5.3	466	854	700
188.0	50.0	39.5	MC BD13S050188	STOCK	5.9	568	1 041	1 000
188.0	60.0	49.5	MC BD13S060188	STOCK	6.5	680	1 245	1 000

watt Δt 30°	watt Δt 50°	watt
-	-	-
177	324	350
212	388	350
198	362	350
246	451	500
294	539	500
252	462	500
314	575	500
376	688	700
312	572	500
381	697	700
455	834	700

Included



Heating element
Résistance
Heizstab
Resistencia



Optional



Receiver
Récepteur
Empfänger
Receptor

R10



Digital chronothermostat
Chronothermostat digital
Der digital Chronothermostat
Cronotermostato digital

T11

Dual electric element with thermostat / Mixte résistance avec thermostat /
Kombimodell mit Raumthermostat / Versión mixta con termostato ambiente

H cm	L cm	I* cm	art*	[B] / [R] STOCK	Lt*	watt Δt 30°	watt Δt 50°	watt
80.0	40.0	29.5	MT BD13S040080	STOCK	2.3	212	388	350
80.0	50.0	39.5	MT BD13S050080	STOCK	2.6	264	484	500
80.0	60.0	49.5	MT BD13S060080	STOCK	2.8	316	579	500
116.0	40.0	29.5	MT BD13S040116	STOCK	3.3	295	541	500
116.0	50.0	39.5	MT BD13S050116	STOCK	3.7	367	673	700
116.0	60.0	49.5	MT BD13S060116	STOCK	4.0	440	805	700
152.0	40.0	29.5	MT BD13S040152	STOCK	4.3	377	690	700
152.0	50.0	39.5	MT BD13S050152	STOCK	4.8	468	858	700
152.0	60.0	49.5	MT BD13S060152	STOCK	5.3	560	1 026	1 000
188.0	40.0	29.5	MT BD13S040188	STOCK	5.3	466	854	700
188.0	50.0	39.5	MT BD13S050188	STOCK	5.9	568	1 041	1 000
188.0	60.0	49.5	MT BD13S060188	STOCK	6.5	680	1 245	1 000

watt Δt 30°	watt Δt 50°	watt
-	-	-
177	324	350
212	388	350
198	362	350
246	451	500
294	539	700
252	462	500
314	575	500
376	688	700
312	572	500
381	697	700
455	834	1000

Included

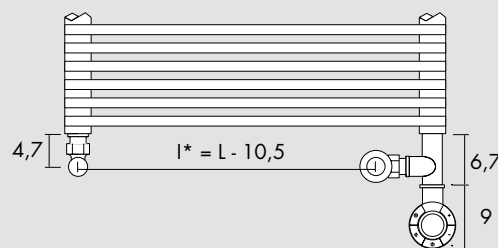


Thermostat / Thermostat
Der Thermostat / Termostato
[BIAN]
[CROM]
[NEOP]



Infrared remote control
Télécommande infrarouge
Infrarot-Fernbedienung
Mando por infrarrojos

ECODESIGN




Optional



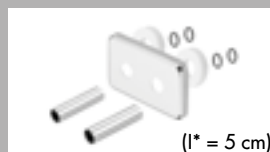
Angled Valve
Vanne équerre
Eckausführung Ventil
Válvula a escuadra

[BIAN] **E12SQB**
[CROM] **E12SQR**




Thermostatic head
Tête thermostatique
Thermostatkopf
Cabezal termostático

[BIAN] **TTB**
[CROM] **TTR**



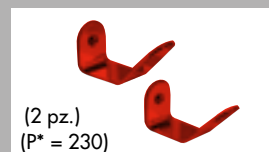
Sleeving kit
Kit couvre tuyau
Rosetten
Kit cubre tubo

[BIAN] **C5B**
[CROM] **C5R**



Ø ≤ 16 mm
[BIAN] **CTB**
[CROM] **CTR**

16 mm < Ø < 24 mm
[BIAN] **CWB**
[CROM] **CWR**

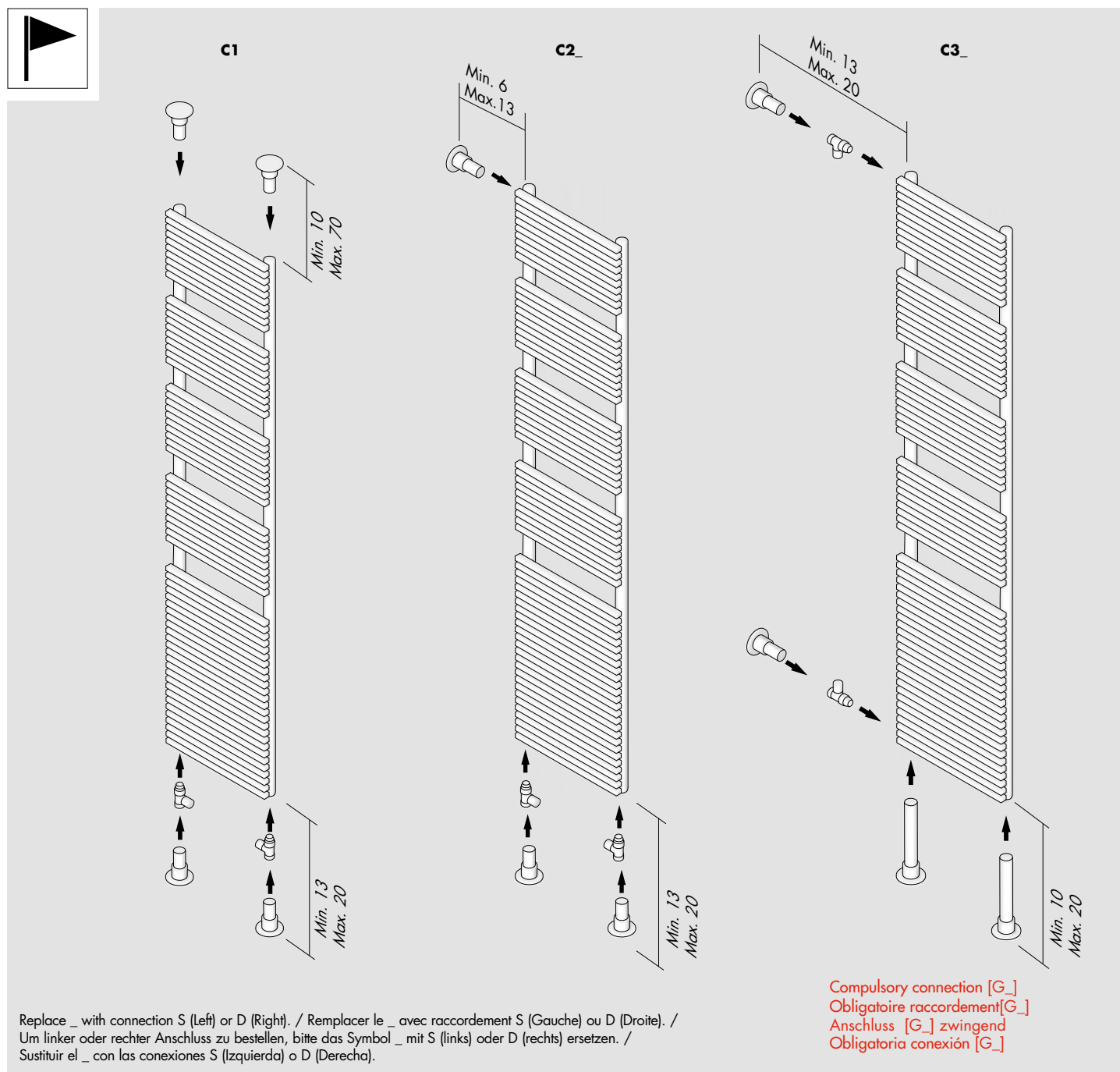


(2 pz.)
(P* = 230)

Towel hooks
Paire de patère
Crochet das Bugel
Percha
[CROM] **BA13R**
[COLOUR] **BA13C**
[GOLD] **BA13G**

art* = item / modèle / Artikel / artículo I* = pipe centres / distance entre depart et retour / Achsabstand / distancia entre las conexiones
Lt* = water content / volume d'eau / Wassergehalt / contenido de agua P* = page / page / Seite / página

Divider / Clastra / Befestigungsstück / Fijación a bandera



Valves are not included
Les vannes ne sont pas incluses
Ventile sind nicht enthalten
Las válvulas no están incluidas

	C1	C2_	C3_
Trim Bath	L* ≤ 90	L* ≤ 60	L* ≤ 60
H_20 Bath	L* ≤ 90	L* ≤ 60	L* ≤ 60
BD 13 S	L* ≤ 90	L* ≤ 60	L* ≤ 60
BD 13 D	L* ≤ 60	L* ≤ 40	L* ≤ 40
BD 25 S	L* ≤ 90	L* ≤ 60	L* ≤ 60
BD 25 D	L* ≤ 60	L* ≤ 40	L* ≤ 40

The divider installation is not available for chrome or gold finished.
Les fixations Clastra ne sont pas disponibles pour les finitions chrome ou doré.

Fahneanschlüsse nicht verfügbar für Chrome oder Gold Heizkörper.

Fijación a bandera no disponible para la versión en acabado cromado o dorado.

L* = width / longueur / breite / ancho