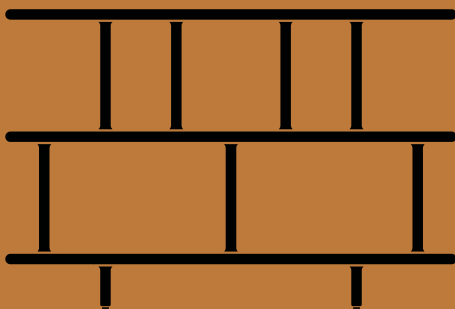
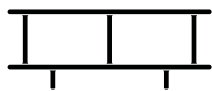


& Tradition

Archivo JH43-JH45

Jaime Hayon
2024





W: 140cm/55.12in
D: 38cm/14.96in

H: 54cm/21.26in

Archivio^{JH43}

Jaime Hayon

2024

Product description

Shelving

Environment

Indoor

Materials

Solid oak, oak veneer, wood-based board, water-based lacquer.

Production process

Oak variant, the shelves are made with oak veneer and solid oak edges and treated with water-based lacquer. Sky Blue and Black Grey variants CNC-cut Wood based boards and coated with water-based lacquer.

Variants

Oak, Dark Stained Oak, Black Grey, Sky Blue

Dimensions

H: 54 cm/21.26 in, W: 140 cm/55.12 in,
D: 38 cm/14.96 in

Weight

Painted 30.2kg, Oak 29.5kg

Strength, Durability and Safety Testing

EN 16121 Level 2 - Storage BIFMA X5.9

Certifications



FSC® Mix

Gliders

Plastic gliders

Impact

- Made using FSC® certified wood, supporting responsible management of the world's forests.
- Flat-packed, helping optimise shipping and reduce footprint while in transit.

Manufacturer

Produced in PRC by Nine United Limited

Cleaning instructions

[Please see our Maintenance & Care instructions here](#)

→ Stock items

Available in stock



→ Oak



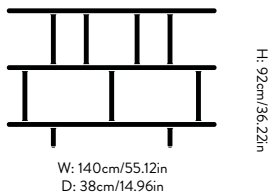
→ Dark Stained Oak



→ Black Grey



→ Sky Blue



Archivo^{JH44}

Jaime Hayon

2024

Product description

Shelving

Environment

Indoor

Materials

Solid oak, oak veneer, wood-based board, water-based lacquer.

Production process

Oak variant, the shelves are made with oak veneer and solid oak edges and treated with water-based lacquer. Sky Blue and Black Grey variants CNC-cut Wood based boards and coated with water-based lacquer.

Variants

Oak, Dark Stained Oak, Black Grey, Sky Blue

Dimensions

H: 92 cm/36.22 in, W: 140 cm/55.12 in, D: 38 cm/14.96 in

Weight

Painted 49.3kg, Oak 47.4kg

Strength, Durability and Safety Testing

EN 16121 Level 2 - Storage BIFMA X5.9

Certifications



FSC® Mix

Gliders

Plastic gliders

Impact

- Made using FSC® certified wood, supporting responsible management of the world's forests.
- Flat-packed, helping optimise shipping and reduce footprint while in transit.

Manufacturer

Produced in PRC by Nine United Limited

Cleaning instructions

[Please see our Maintenance & Care instructions here](#)

→ Stock items

Available in stock



→ Oak



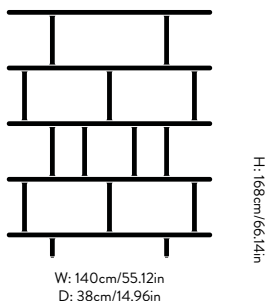
→ Dark Stained Oak



→ Black Grey



→ Sky Blue



Archivo^{JH45}

Jaime Hayon

2024

Product description

Shelving

Environment

Indoor

Materials

Solid oak, oak veneer, wood-based board, water-based lacquer.

Production process

Oak variant, the shelves are made with oak veneer and solid oak edges and treated with water-based lacquer. Sky Blue and Black Grey variants CNC-cut Wood based boards and coated with water-based lacquer.

Variants

Oak, Dark Stained Oak, Black Grey, Sky Blue

Dimensions

H: 168 cm/66.14 in, W: 140 cm/55.12 in, D: 38 cm/14.96 in

Weight

Painted 81.1kg, Oak 80kg

Strength, Durability and Safety Testing

EN 16121 Level 2 - Storage BIFMA X5.9

Certifications



FSC® Mix

Gliders

Plastic gliders

Impact

- Made using FSC® certified wood, supporting responsible management of the world's forests.
- Flat-packed, helping optimise shipping and reduce footprint while in transit.

Manufacturer

Produced in PRC by Nine United Limited

Cleaning instructions

[Please see our Maintenance & Care instructions here](#)

→ Stock items

Available in stock



→ Oak



→ Dark Stained Oak



→ Black Grey



→ Sky Blue

Recycling & Disassembly

Archivo JH43-JH45

RECYCLING

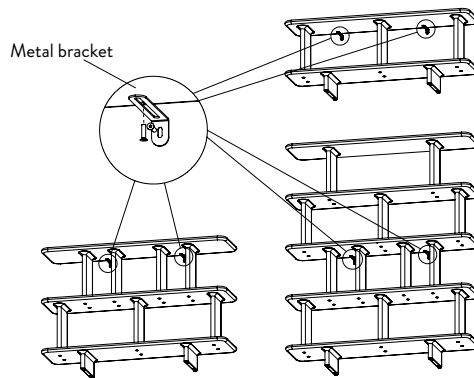
The Archivo Shelf has been made to last and we hope it will serve you for many years. The metal threads and wooden parts can be easily separated and delivered to a suitable recycling depot.

SPARE PARTS

To purchase spare parts for your Archivo Shelf, please write to our sales support team at info@andtradition.com with your query.

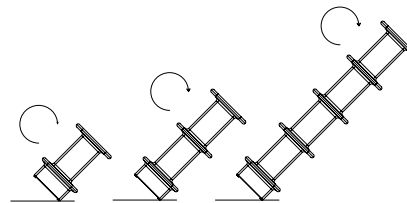
5 YEAR WARRANTY

&Tradition provides a 5-year warranty with every Archivo Shelf, which covers faults present at the time of purchase, or those which have occurred as a result of a manufacturing defect. The warranty is valid from the date stated on the original invoice.

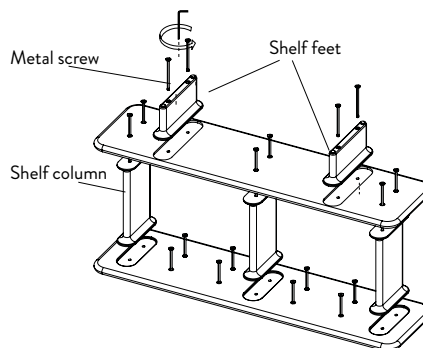


DISASSEMBLY

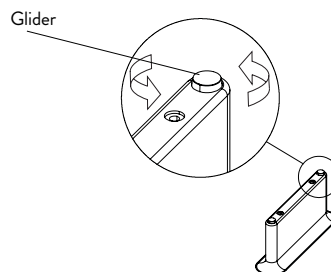
1. Before starting the disassembly, remove all objects from the unit and detach the shelf from the wall. To do so, remove the screws from the brackets that connect the shelf to the wall using a screwdriver.



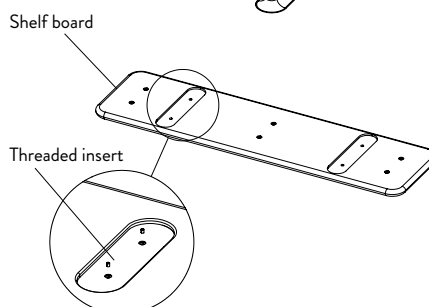
2. Carefully flip the shelf upside down. Ensure you have an additional person to perform this action safely.



3. Begin the disassembly of the shelf with the feet. Remove the screws from the underside of the shelf by turning them counterclockwise. Once removed, detach each column and repeat this process for each level of the shelf.



4. Separate the gliders from the feet by unscrewing them counterclockwise.



5. Finally, remove all the threaded inserts from the shelf boards as well as the feet. To do this, use a larger Allen key (not provided with the product) and turn it counterclockwise.

&Tradition®