



Kantarell Pendant

The idea for the Kantarell series originated from a study of directing light. With its trumpet-like shape acting as a funnel, Kantarell spreads the light from a nearly hidden light source at its centre. The elegant, graphic silhouette created between the two concentric circles—the lampshade and the reflector—instantly draws the eye, defining a space within a space.

Product highlights

- Available in two versions: one with downward-directed light and another that provides a broader light distribution.
- Available in two color options: black and nickel-plated.
- Compliant with CE, RCM and ETL standards for use in both EU, AU and US markets.



Product Type	Pendant Lamp, Lighting
Designer	Falke Svaton, 2025
About the Designer	Norwegian designer Falke Svaton studied industrial design in Sydney, and after two years working as a designer in Copenhagen, he started his own practice in Oslo, his native Norway. His process as a designer is a hybrid between analogue and digital, where the development of ideas always starts with sketches on paper. Falke sees design as a perpetual process of maturation, where ideas need to rest and mature to ensure they stand the test of time. His work often explores the tension between utility and abstraction, drawing inspiration from everyday objects and forgotten gems of the past. Through material experimentation and a hands-on approach, he creates objects that invite reflection through their tactile and sculptural presence.
Environment	Indoor
Country of Origin	PRC
Assembly Requirements	The cord tube is attached to the lampshade.
Material	<p>Nickel-Plated:</p> <p>Kantarell's LED board is discreetly housed within a die-cast aluminum cup that also serves as a heat sink. The reflector is crafted through metal spinning and topped with a steel tube. The LED cup, tube, and canopy are finished with a nickel-plated surface treatment, enhancing corrosion and wear resistance. The interior of the reflector is powder-coated white.</p> <p>Black:</p> <p>In the black finish, Kantarell's LED board remains concealed within the die-cast aluminum cup, which doubles as a heat sink. The reflector is spun and topped with a steel tube. The LED cup, tube, canopy, and the top of the reflector are coated in black powder, while the interior of the reflector retains a white powder-coated finish.</p>
Light Source included	Yes
Cleaning & Care	Turn off the electricity before cleaning the lamp. Wipe the product with a soft dry cloth. Do not use any abrasive cleaning tools, and never use strong cleaning agents such as household glass cleaner, white spirit, or turpentine.

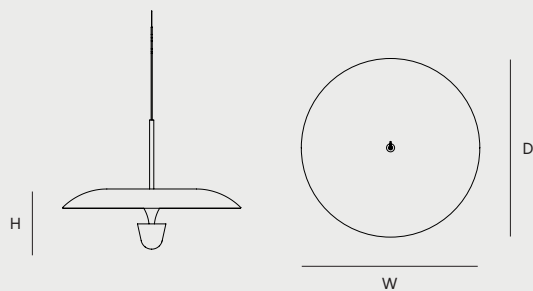
Dimensions

Ø55

Height: 400 mm / 15.7"
Width: 550 mm / 21.7"
Depth: 550 mm / 21.7"
Canopy: Ø130 mm / Ø5.1"

Ø60

Height: 510 mm / 20"
Width: 600 mm / 23.6"
Depth: 600 mm / 23.6"
Canopy: Ø130 mm / Ø5.1"



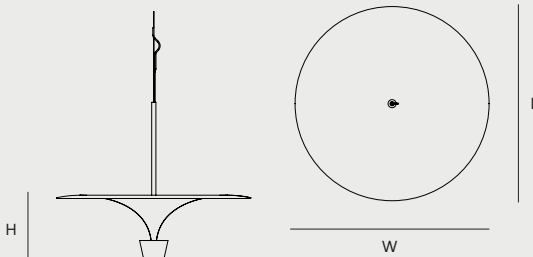
Packaging Dimensions

Ø55

Height: 300 mm / 11.8"
Width: 700 mm / 27.6"
Depth: 700 mm / 27.6"

Ø60

Height: 330 mm / 13"
Width: 740 mm / 29.1"
Depth: 740 mm / 29.1"



Weight

Ø55

5.8 kg / 12.9 lbs

Ø60

6.9 kg / 15.2 lbs

Weight Incl Packaging

Ø55

6.9 kg / 15.2 lbs

Ø60

7.8 kg / 17.2 lbs

Versions




Item No: 22121
Variant: Kantarell Pendant Ø55, Nickel Plated



Item No: 22120
Variant: Kantarell Pendant Ø55, Black



Item No: 22111
Variant: Kantarell Pendant Ø60, Nickel Plated



Item No: 22110
Variant: Kantarell Pendant Ø60, Black

Lamp Rating**Ø55**

Voltage	CE: 220-240 V, ETL: 110-120 V
Frequency	50/60 Hz
IP-Rating	IP20
Classification	Class II

Ø60

Voltage	CE: 220-240 V, ETL: 110-120 V
Frequency	50/60 Hz
IP-Rating	IP20
Classification	Class II

Light Source Specification**Ø55 / Ø60**

Item	Integrated LED
Watt	15 W
Lumen	1000 lm
LED Lifetime	50000 h
Kelvin	2700
CRI	93.5
Dimmable	Yes
SDCM Curve	4.8

Tests & Certificates**Lighting Certifications**CE, ETL, SAA, FCC

High res images and 2D/3D files available for download at:
newworks.presscloud.com