



## KASBAH | OUTDOOR

design David Lopez Quincoces


Modular elements of different sizes that allow multifunctional compositions, with supporting frame in solid Teak wood section 90x35 mm and seat panel in black milled HPL 8mm thick inset into the supporting frame and supported by corner and central molded supports in recycled and regenerated polyamide, secured with stainless steel screws. Bolster armrest venue in plywood panel for outdoor use veneered with Teak slabs, milled with slats and coupled with fabric for outdoor use, featuring grooves for water drainage. Backrest structure in plywood for outdoor use, solid fir wood and polystyrene and padding with differentiated density open cell structure polyurethane foam, covered with a recycled microflock mat for outdoor use and draining fabric cover, fixed to the seat panel through printed details; seat cushions padding with differentiated density open cell structure polyurethane foam, covered with mattress made of recycled microflock for outdoor use and draining fabric cover, bolster armrest in open cell structure polyurethane foam and draining fabric cover. Feet in solid Teak wood Ø40 mm, fixed to the corner support through embedded bushing, floor support provided by black plastic tips. Upholstery with outdoor fabrics, fully removable by zippers and Velcro fastenings. The elements can be assembled using a central bracket, which is also designed to host the solid Teak wood feet. Seat depth: 65 cm.

Coffee tables available in the sizes 70x100 cm and 100x100 cm, consisting of a supporting frame in solid Teak wood section 90x35 mm, equipped with corner and central moulded supports in recycled and regenerated polyamide, fixed to the frame by means of stainless steel screws. Feet in solid Teak wood Ø40 mm, fixed to the corner supports through an embedded bushing; floor support provided by black plastic tips.

**Teak tabletop:** coffee tabletop (thickness 2 cm) with 45° bevelled edges, composed of two sections (only for the size 70x100 cm) or three sections in plywood for outdoor use, veneered with Teak slabs. The sections are fixed to a black milled HPL 8 mm thick panel, inset into the supporting frame.

**Porcelain Stoneware tabletop:** coffee tabletop (thickness 12 mm, straight edge), made of a single slab in the colors and finishes of the collection, fixed to the base by means of stainless steel screws.

### Structure and Feet



Teak

### Table Top



Teak



Natural Kaolin  
Porcelain  
Stoneware  
(In-Outdoor)



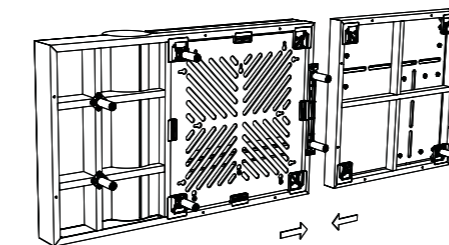
Balance Smoke  
Porcelain  
Stoneware  
(In-Outdoor)

### Notes

For double-sided compositions is always to foresee the use of a backrest with double filling.

For compositions with different elements and coffee tables, please attach a general sketch to the order.

The various elements are joined together by brackets, as shown in the drawing below.



TEAK: Teak wood comes from certified plantations, and it is an extremely durable material, resistant to weathering and acids, because of the presence of an oil-resin component that ensures exceptional durability. It features a wide range of colors that vary greatly, from pale yellow to bronze, with a reddish hue. Extended and continuous exposure to weathering agents changes its surface layer, leading to oxidation that gives it a gray-silver tone. A regular maintenance helps to preserve the wood's original color over time; any differences in color should be considered as qualities rather than defects, as they are a characteristic feature of Teak.

Wood is a living material; therefore, it can have slight color and dimension changes. The presence of any non-homogeneous color shades is not to be considered a defect but a quality. Please note that the direct sunlight exposure may alter the wood color; therefore, we recommend the periodic position shift of the objects placed on the furniture for the first months to avoid differences in shades between exposed and covered portions.

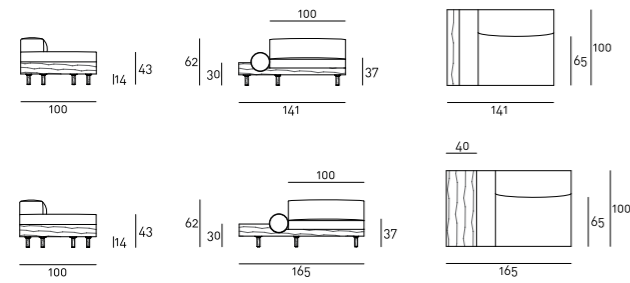
For wooden finishing the "Outdoor Wood" Maintenance Kit is included with the product.

Especially after prolonged rainy or humidity periods, it is suggested to rotate the elements and/or to temporarily lift the seat/back/armrest cushions to allow complete drying and to avoid accumulation of dirt and moisture, causing the formation of mold. We recommend placing the product on terraces or verandas to guarantee its durability over the years. It is recommended to use a "Protective Cover" to improve the longevity of the product. For further information about the dedicated maintenance, please refer to the technical sheet available in the "Materials" section on our website.

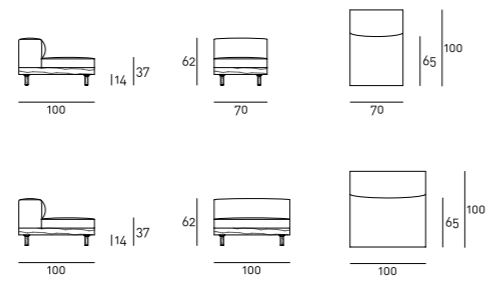
For information on the compatibility of the collection's coverings with each product, please refer to the [compliance sheet](#) provided in the "Materials" section of the website.

## Technical Drawings

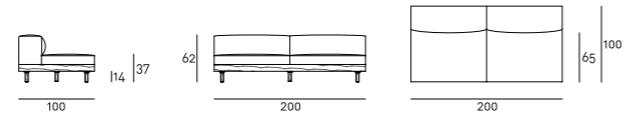
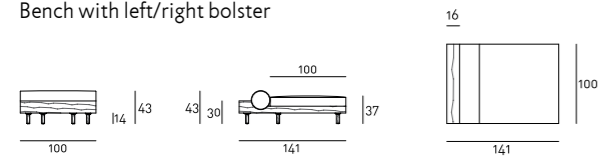
### Terminal Element with left/right bolster



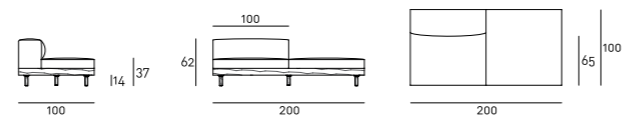
### Central Element



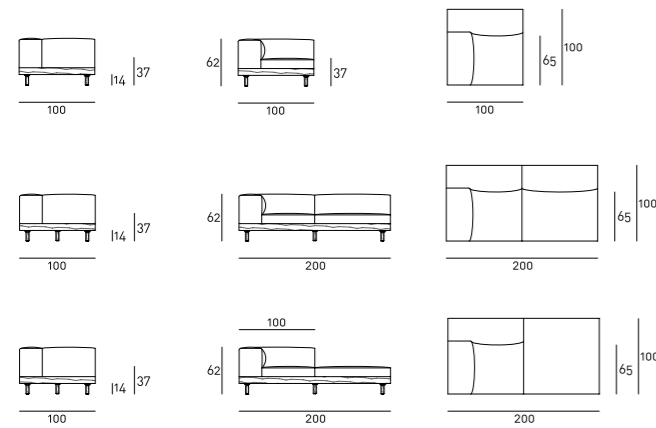
### Bench with left/right bolster



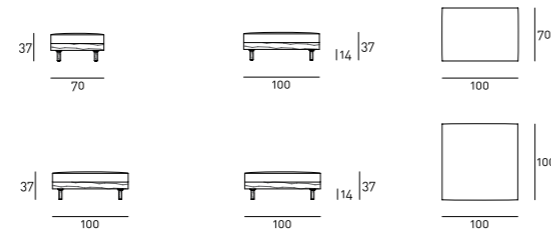
### Central Element with left/right backrest



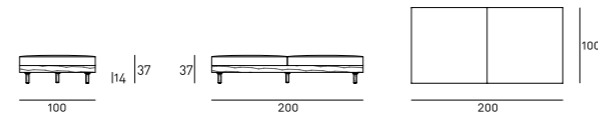
### End Element with left/right armrest Corner Element



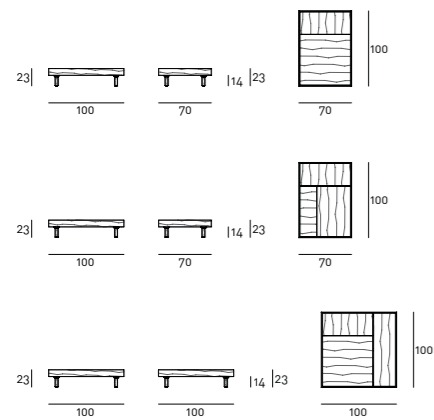
### Footrest



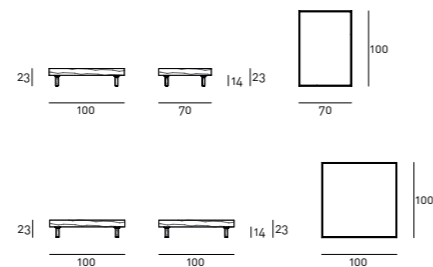
### Bench



### Coffee table with wooden top

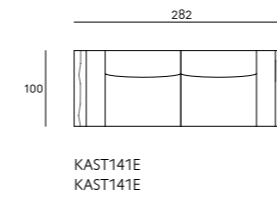


### Coffee table with porcelain stoneware top

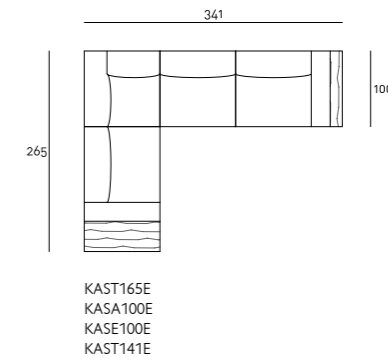


## Examples of Composition

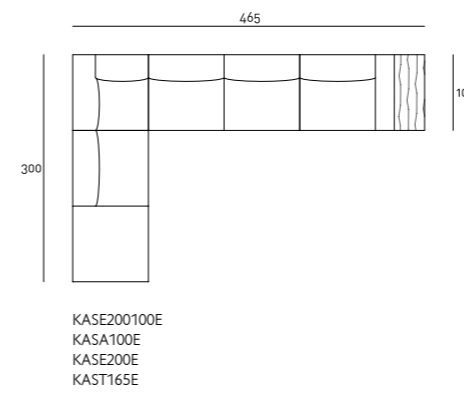
### Composition 01



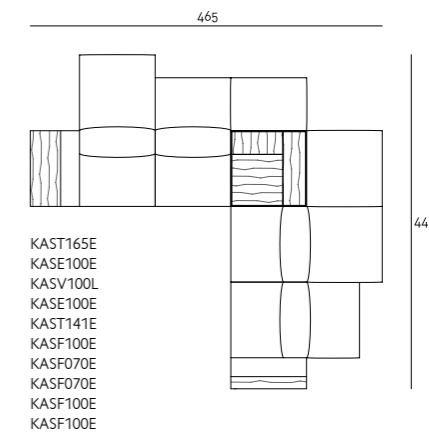
### Composition 02



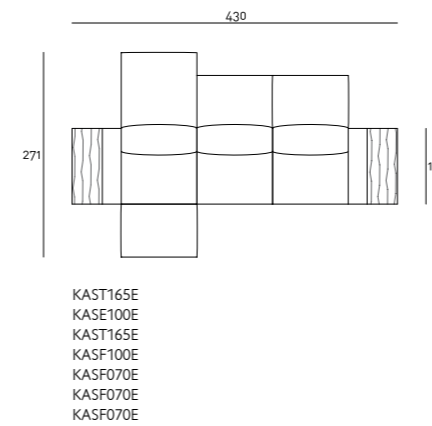
### Composition 03



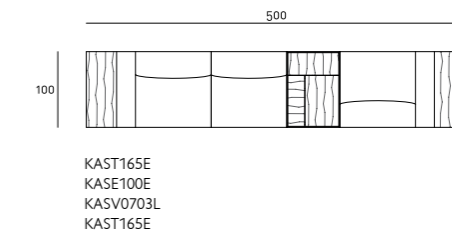
### Composition 04



### Composition 05



### Composition 06



The commercial codes refer to the elements chosen in the above-proposed compositions.

