



FAMILY CHAIR | INDOOR - OUTDOOR

design Junya Ishigami

Collection of 5 different chairs available for indoor and outdoor. Structure in 12mm steel rod, curved using a numeric control machine and legs in 15mm steel rod welded together using internal reinforcement. Seat mesh in 4mm steel wire with a 40x40 mm diagonal weave, individually calandered for each seat. Standard finish with cataphoresis coating to allow outdoor use and epoxy polyester powder coating in RAL 9016 white.

Seat cushion padding indoor version in polyurethane foam covered with acrylic fibre layers, with fabric or leather upholstery; outdoor version in polyurethane foam for outdoor covered with fibre layers for outdoor and upholstery with outdoor fabrics only. Each chair has its own shaped cushion. Cushion's upholstery, in both versions, fully removable by zippers.

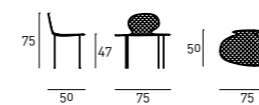
Structure



RAL 9016
White Painting
(In-Outdoor)

Technical Drawings

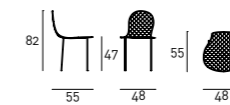
Chair A



Cushion A



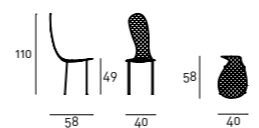
Chair B



Cushion B



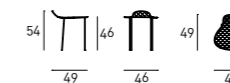
Chair C



Cushion C



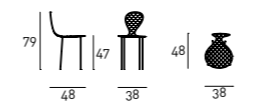
Chair D



Cushion D



Chair E



Cushion E



Notes

For the OUTDOOR version, we recommend placing the product on terraces or verandas to guarantee its durability over the years. It is recommended to use a "Protective Cover" to improve the longevity of the product. For further information about the dedicated maintenance, please refer to the technical sheet available in the "Materials" section on our website.

For information on the compatibility of the collection's coverings with each product, please refer to the [compliance sheet](#) provided in the "Materials" section of the website.

For leather coverings the "Leather A" or "Leather B" Maintenance Kit is included with the product.

