

Trim Bath

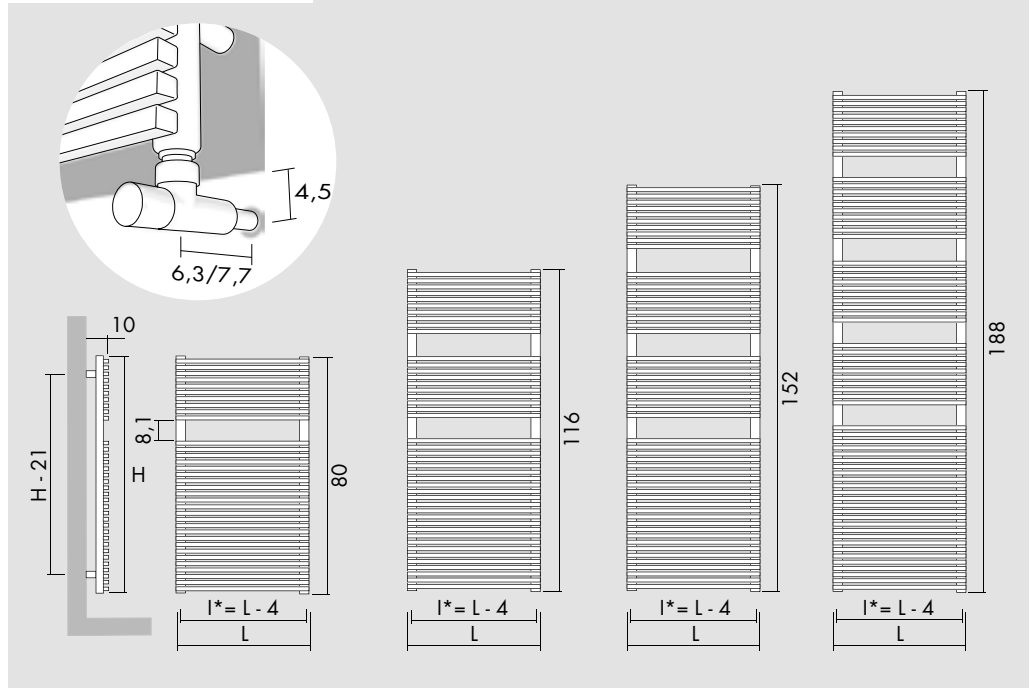
UNI EN 442 Δt 50° 75°/65°/20° - Δt 30° 55°/45°/20°



Kcal = Watt x 0.860
BTU = Watt x 3.413

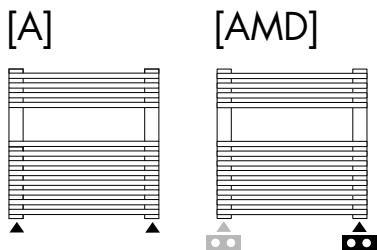
Watt Δt 60° = Watt Δt 50° x 1.255
Watt Δt 40° = Watt Δt 50° x 0.758
Watt Δt 30° = Watt Δt 50° x 0.530
Watt Δt 20° = Watt Δt 50° x 0.320

p max = 10.0 bar

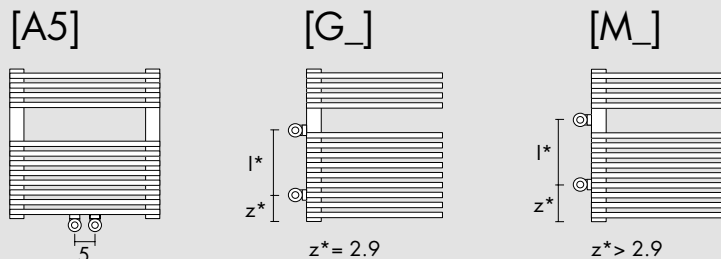


H cm	L cm	I* cm	art*	[B] STOCK	Lt*	watt Δt 30°	watt Δt 50°
80.0	40.0	36.0	HB155040080_	STOCK	3.9	236	446
80.0	50.0	46.0	HB155050080_	STOCK	4.6	295	556
80.0	60.0	56.0	HB155060080_	STOCK	5.2	352	665
116.0	40.0	36.0	HB155040116_	STOCK	5.5	330	622
116.0	50.0	46.0	HB155050116_	STOCK	6.5	410	774
116.0	60.0	56.0	HB155060116_	STOCK	7.4	490	925
152.0	40.0	36.0	HB155040152_	STOCK	7.2	420	793
152.0	50.0	46.0	HB155050152_	STOCK	8.4	523	986
152.0	60.0	56.0	HB155060152_	STOCK	9.6	625	1 180
188.0	40.0	36.0	HB155040188_	STOCK	8.8	520	982
188.0	50.0	46.0	HB155050188_	STOCK	10.3	634	1 196
188.0	60.0	56.0	HB155060188_	STOCK	11.8	758	1 431

Standard connection / Raccord standard
Standard Anschluss / Conexión estándar



Special connection / Raccord spéciale / Speziell Anschluss / Conexión especial



Replace _ with connection S (Left) or D (Right). / Remplacer le _ avec raccordement S (Gauche) ou D (Droite). / Um linker oder rechter Anschluss zu bestellen, bitte das Symbol _ mit S (links) oder D (rechts) ersetzen. / Sustituir el _ con las conexiones S (Izquierda) o D (Derecha).

art* = item / modèle / Artikel / artículo I* = pipe centres / distance entre depart et retour / Achsabstand / distancia entre las conexiones
Lt* = water content / volume d'eau / Wassergehalt / contenido de agua

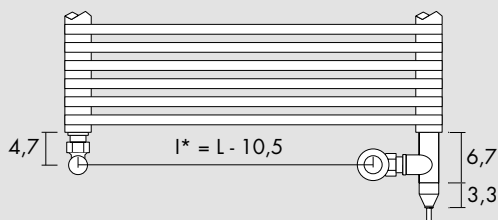
Dual application with schuko plug / Version mixte avec prise schuko /
Kombimodell mit Schukosteckdose / Versión mixta con enchufe schuko

H cm	L cm	I* cm	art*	[B] STOCK	Lt*	watt Δt 30°	watt Δt 50°	watt
80.0	40.0	29.5	MC HB155040080	STOCK	3.9	236	446	350
80.0	50.0	39.5	MC HB155050080	STOCK	4.6	295	556	500
80.0	60.0	49.5	MC HB155060080	STOCK	5.2	352	665	500
116.0	40.0	29.5	MC HB155040116	STOCK	5.5	330	622	500
116.0	50.0	39.5	MC HB155050116	STOCK	6.5	410	774	700
116.0	60.0	49.5	MC HB155060116	STOCK	7.4	490	925	700
152.0	40.0	29.5	MC HB155040152	STOCK	7.2	420	793	700
152.0	50.0	39.5	MC HB155050152	STOCK	8.4	523	986	700
152.0	60.0	49.5	MC HB155060152	STOCK	9.6	625	1 180	1 000
188.0	40.0	29.5	MC HB155040188	STOCK	8.8	520	982	700
188.0	50.0	39.5	MC HB155050188	STOCK	10.3	634	1 196	1 000
188.0	60.0	49.5	MC HB155060188	STOCK	11.8	758	1 431	1 000

Included



Heating element
Résistance
Heizstab
Resistencia



Optional



Receiver
Récepteur
Empfänger
Receptor

R10



ECODESIGN

Digital chronothermostat
Chronothermostat digital
Der digital Chronothermostat
Cronotermostato digital

T11

Dual electric element with thermostat / Mixte résistance avec thermostat /
Kombimodell mit Raumthermostat / Versión mixta con termostato ambiente

H cm	L cm	I* cm	art*	[B] STOCK	Lt*	watt Δt 30°	watt Δt 50°	watt
80.0	40.0	29.5	MT HB155040080	STOCK	3.9	236	446	350
80.0	50.0	39.5	MT HB155050080	STOCK	4.6	295	556	500
80.0	60.0	49.5	MT HB155060080	STOCK	5.2	352	665	500
116.0	40.0	29.5	MT HB155040116	STOCK	5.5	330	622	500
116.0	50.0	39.5	MT HB155050116	STOCK	6.5	410	774	700
116.0	60.0	49.5	MT HB155060116	STOCK	7.4	490	925	700
152.0	40.0	29.5	MT HB155040152	STOCK	7.2	420	793	700
152.0	50.0	39.5	MT HB155050152	STOCK	8.4	523	986	700
152.0	60.0	49.5	MT HB155060152	STOCK	9.6	625	1 180	1 000
188.0	40.0	29.5	MT HB155040188	STOCK	8.8	520	982	700
188.0	50.0	39.5	MT HB155050188	STOCK	10.3	634	1 196	1 000
188.0	60.0	49.5	MT HB155060188	STOCK	11.8	758	1 431	1 000

Included

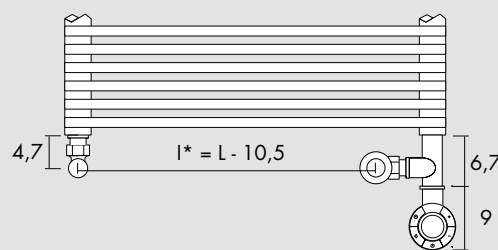


Thermostat / Thermostat
Der Thermostat / Termostato
[BIAN]
[CROM]
[NEOP]



Infrared remote control
Télécommande infrarouge
Infrarot-Fernbedienung
Mando por infrarrojos

ECODESIGN



Optional



(P* = 234)

Angled Valve
Vanne équerre
Eckausführung Ventil
Válvula a escuadra

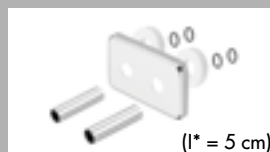
[BIAN] **E12SQB**
[CROM] **E12SQR**



(P* = 236)

Thermostatic head
Tête thermostatique
Thermostatkopf
Cabezal termostático


[BIAN] **TTB**
[CROM] **TTR**



(I* = 5 cm)

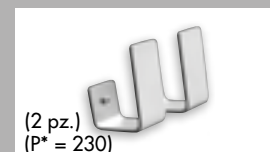
Sleeving kit
Kit couvre tuyau
Rosetten
Kit cubre tubo

[BIAN] **C5B**
[CROM] **C5R**



Ø ≤ 16 mm
[BIAN] **CTB**
[CROM] **CTR**

16 mm < Ø < 24 mm
[BIAN] **CWB**
[CROM] **CWR**



(2 pz.)
(P* = 230)

Towel hooks
Paire de patère
Crochet das Bugel
Percha

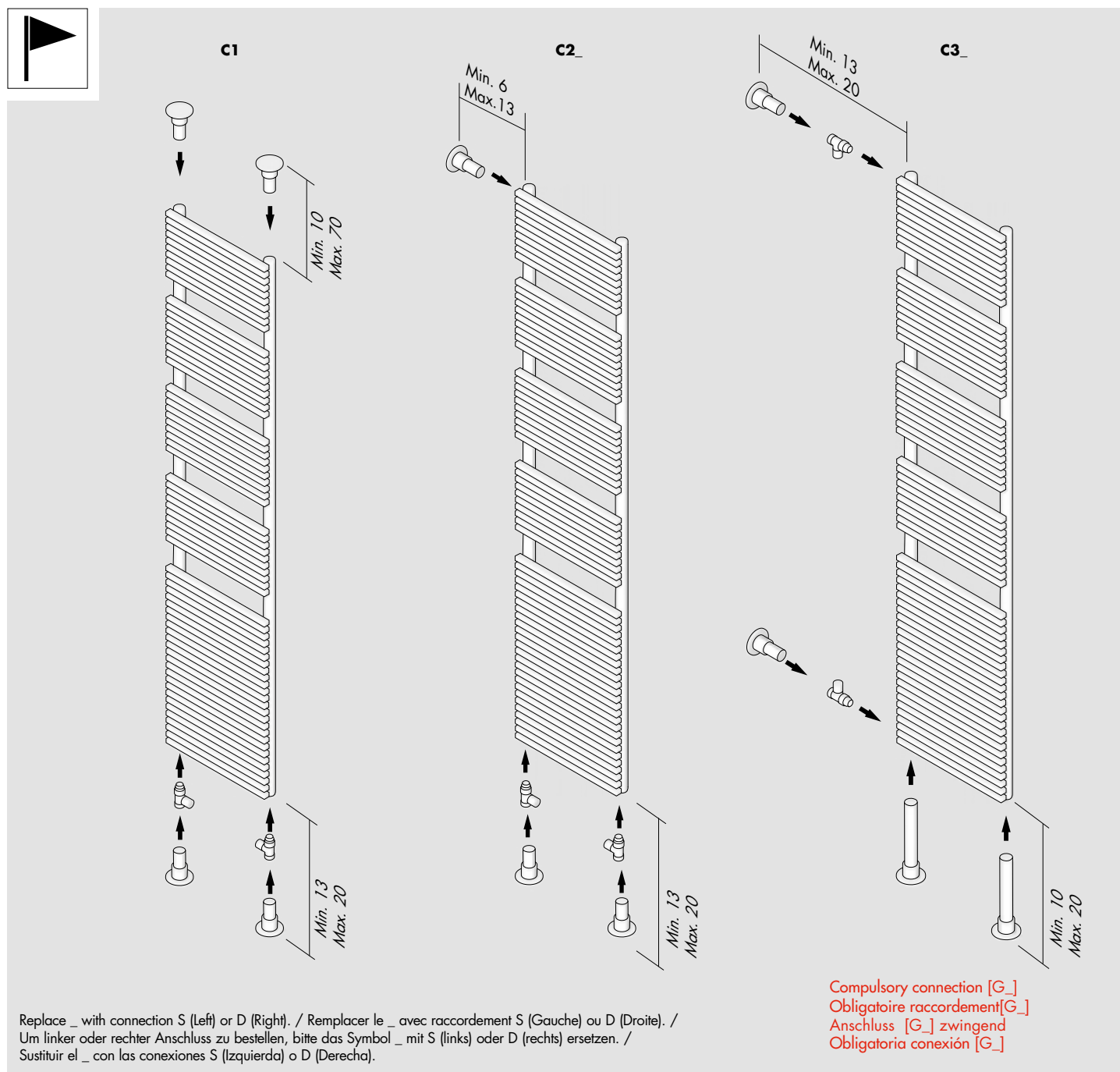
[INOX] **3A15X**

art* = item / modèle / Artikel / artículo I* = pipe centres / distance entre depart et retour / Achsabstand / distancia entre las conexiones

Lt* = water content / volume d'eau / Wassergehalt / contenido de agua

P* = page / page / Seite / página

Divider / Clastra / Befestigungsstück / Fijación a bandera



Valves are not included
Les vannes ne sont pas incluses
Ventile sind nicht enthalten
Las válvulas no están incluidas

	C1	C2_	C3_
Trim Bath	L* ≤ 90	L* ≤ 60	L* ≤ 60
H_20 Bath	L* ≤ 90	L* ≤ 60	L* ≤ 60
BD 13 S	L* ≤ 90	L* ≤ 60	L* ≤ 60
BD 13 D	L* ≤ 60	L* ≤ 40	L* ≤ 40
BD 25 S	L* ≤ 90	L* ≤ 60	L* ≤ 60
BD 25 D	L* ≤ 60	L* ≤ 40	L* ≤ 40

The divider installation is not available for chrome or gold finished.
Les fixations Clastra ne sont pas disponibles pour les finitions chrome ou doré.

Fahneanschlüsse nicht verfügbar für Chrome oder Gold Heizkörper.

Fijación a bandera no disponible para la versión en acabado cromado o dorado.

L* = width / longueur / breite / ancho