

Design Serena Confalonieri



Plissé, 929/A-GAS
sgabello up&down \ up&down stool

A partire dalla semplice base rotonda della seduta, lo sgabello Plissé si impreciosisce grazie a un dettaglio di sartoria: una plissettatura che corre lungo tutto il bordo, giocando sugli accostamenti tra tessuti e pelli differenti. Un dettaglio rubato al mondo della moda che asseconda le forme dello sgabello senza intaccarne l'elegante essenzialità. Lo sgabello Plissé, disponibile con e senza schienale, è regolabile in altezza con sistema a gas.

Starting from the simple round base of the seat, the Plissé stool is embellished thanks to a tailor-made detail: a pleating that runs along the entire edge, playing on the combinations of different fabrics and leathers. A detail stolen from the world of fashion that follows the shapes of the stool without affecting its elegant essentiality. The Plissé stool, available with or without backrest, is adjustable in height with gas lift system.

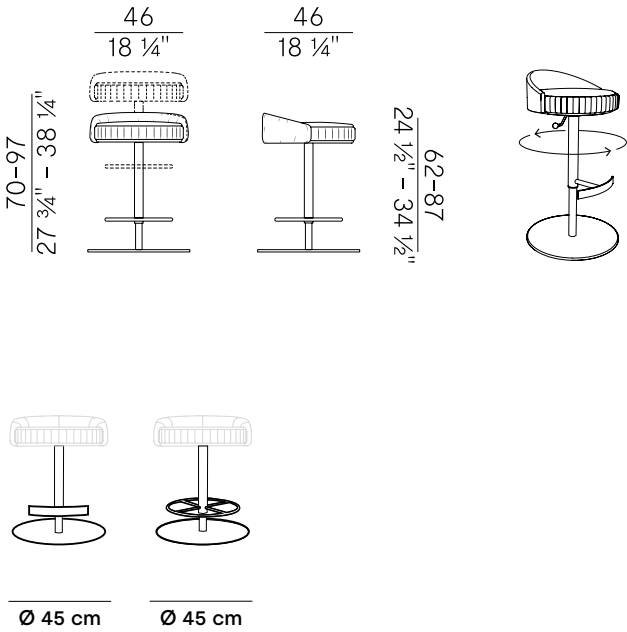
Informazioni tecniche \ Technical information

Descrizione tecnica \
Technical description


Sgabello con seduta imbottita in poliuretano espanso ignifugo e perimetro plissettato. Gamba centrale girevole in metallo con regolazione a gas e base in metallo tonda. Finiture e rivestimenti di collezione.


Stool with seat padded in fire retardant polyurethane foam and pleated perimeter. Central swivel metal leg with gas lift system and round metal base. Materials and coverings as per collection.


Dimensioni \
Dimensions



Consumi stoffe \
Fabric and leather requirements

FABRIC / LEATHER REQUIREMENTS		x1	x2
	H 140	ml 1,20	ml 2,40
	LEATHER	m² 2,20	

FABRIC / LEATHER REQUIREMENTS		x1	x2
	H 55 1/4"	yd 1,35	yd 2,65
	LEATHER	ft² 24	

PACKAGING	
	1 x box = m³ 0.28
	gross weight- Kg 23

Finiture \ Finishes

Finiture struttura \
Frame finishes


Metallo \ Metal 



Cromato \
Chrome



Ottone brunito \
Bronzed brass



Cromo nero \
Black Chrome

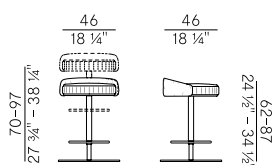
Rivestimenti \
Coverings

Tessuto, finta pelle, pelle \ Fabric, faux leather, leather

Collezione Plissé \
Plissé collection

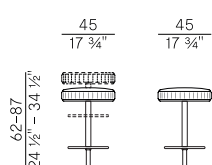
Sgabello con seduta imbottita in poliuretano espanso ignifugo e perimetro plissettato. Disponibile con o senza schienale. Gamba centrale girevole in metallo ad altezza regolabile con sistema a gas. Base in metallo tonda e poggiapiedi a "T" o circolare. Finiture e rivestimenti di collezione.

Stool with seat padded in fire retardant polyurethane foam and pleated perimeter. Available with or without backrest. Central swivel metal leg with gas height adjustment system. Round metal base with "T" or circular footrest. Finishes and coverings as per collection.



929/A-GAS

sgabello up&down \ up&down stool



929/S-GAS

sgabello up&down \ up&down stool

Design Serena Confalonieri



Plissé, 929/S-GAS
sgabello up&down \ up&down stool

A partire dalla semplice base rotonda della seduta, lo sgabello Plissé si impreziosisce grazie a un dettaglio di sartoria: una plissettatura che corre lungo tutto il bordo, giocando sugli accostamenti tra tessuti e pelli differenti. Un dettaglio rubato al mondo della moda che asseconda le forme dello sgabello senza intaccarne l'elegante essenzialità. Lo sgabello Plissé, disponibile con e senza schienale, è regolabile in altezza con sistema a gas.

Starting from the simple round base of the seat, the Plissé stool is embellished thanks to a tailor-made detail: a pleating that runs along the entire edge, playing on the combinations of different fabrics and leathers. A detail stolen from the world of fashion that follows the shapes of the stool without affecting its elegant essentiality. The Plissé stool, available with or without backrest, is adjustable in height with gas lift system.

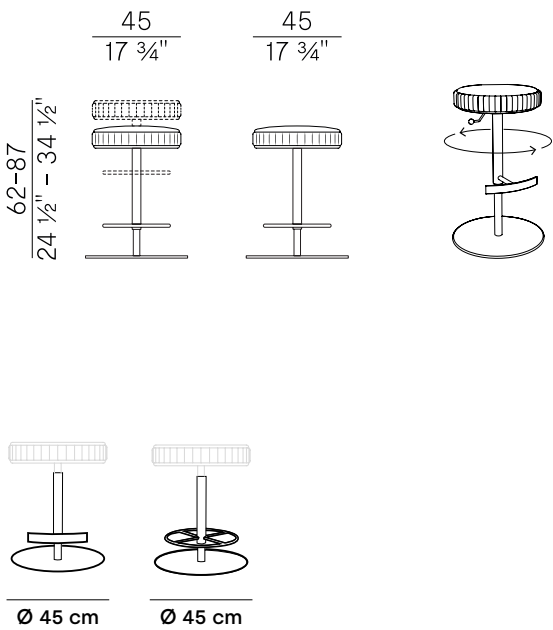
Informazioni tecniche \ Technical information

Descrizione tecnica \
Technical description



Sgabello con seduta imbottita in poliuretano espanso ignifugo e perimetro plissettato. Gamba centrale girevole in metallo con regolazione a gas e base in metallo tonda. Finiture e rivestimenti di collezione.



Stool with seat padded in fire retardant polyurethane foam and pleated perimeter. Central swivel metal leg with gas lift system and round metal base. Materials and coverings as per collection.


Dimensioni \
Dimensions



Consumi stoffe \
Fabric and leather requirements

FABRIC / LEATHER REQUIREMENTS			
		x1	x2
	H 140	ml 0,85	ml 1,70
	LEATHER	m²1,80	

FABRIC / LEATHER REQUIREMENTS			
		x1	x2
	H 55 1/4"	yd 0,95	yd 1,90
	LEATHER	ft² 20	

PACKAGING	
	1 x box = m³ 0.28
	gross weight– Kg 21

Finiture \ Finishes

Finiture struttura \
Frame finishes


Metallo \ Metal 



Cromato \
Chrome



Ottone brunito \
Bronzed brass



Cromo nero \
Black Chrome

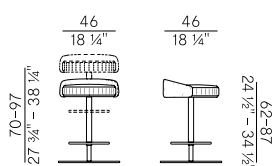
Rivestimenti \
Coverings

Tessuto, finta pelle, pelle \ Fabric, faux leather, leather

Collezione Plissé \
Plissé collection

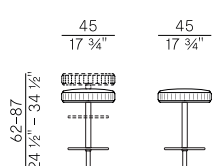
Sgabello con seduta imbottita in poliuretano espanso ignifugo e perimetro plissettato. Disponibile con o senza schienale. Gamba centrale girevole in metallo ad altezza regolabile con sistema a gas. Base in metallo tonda e poggiapiedi a "T" o circolare. Finiture e rivestimenti di collezione.

Stool with seat padded in fire retardant polyurethane foam and pleated perimeter. Available with or without backrest. Central swivel metal leg with gas height adjustment system. Round metal base with "T" or circular footrest. Finishes and coverings as per collection.



929/A-GAS

sgabello up&down \ up&down stool



929/S-GAS

sgabello up&down \ up&down stool