

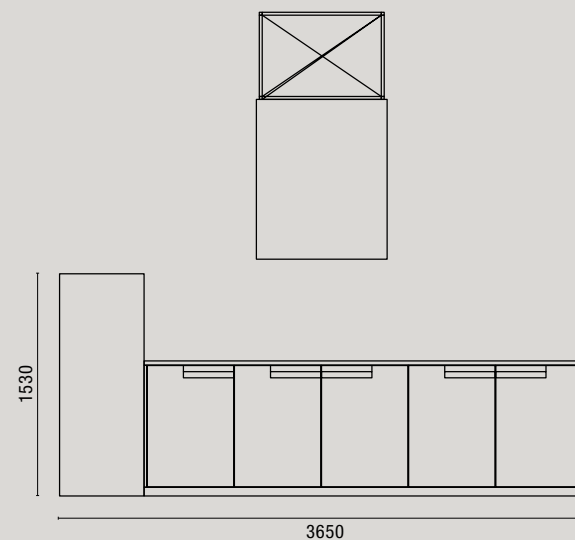


SCHEMA TECNICA
INDUSTRIAL 1
Technical information
Industrial 1

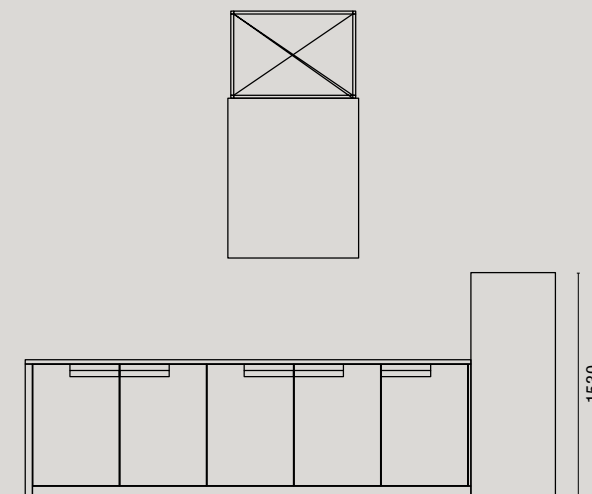
ANTA
 Door



ETA



PROSPETTO A-A
 Front view A-A




PROSPETTO B-B
 Front view B-B

FINITURE UTILIZZATE
 Finishes used



Solid Wood Noce Canaletto
 Black walnut solid wood

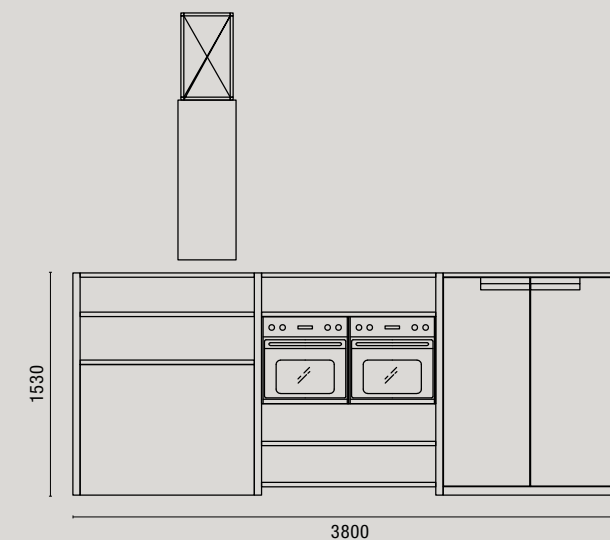
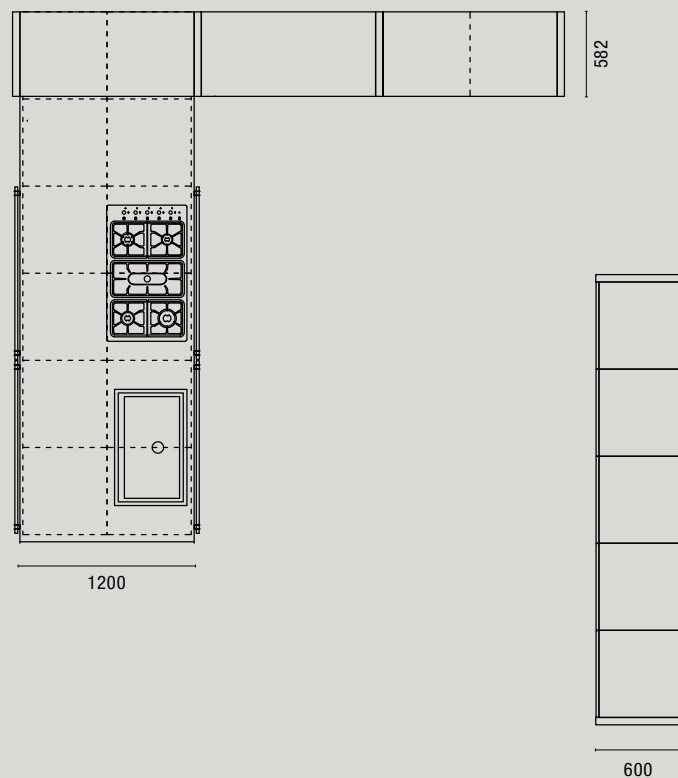


Laccato Grafite Opaco
 Matt Grafite lacquer




Top Lavica Black
 Lavica Black worktop

VISTA IN PIANTA
 Plan



PROSPETTO C-C
 Front view C-C



PROSPETTO D-D
 Front view D-D



SCHEMA TECNICA
INDUSTRIAL 2
Technical information
Industrial 2

ANTA
 Door



BETA

ANTA
 Door



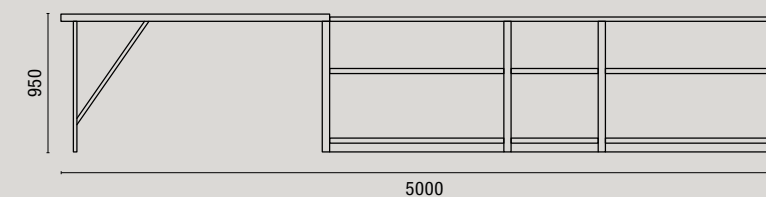
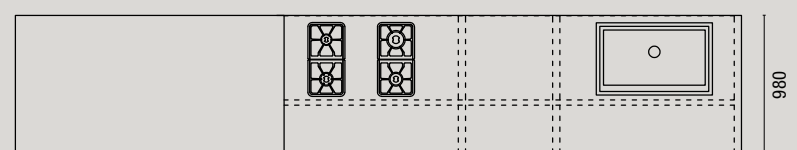
HET

MANIGLIA
 Handles




EKO

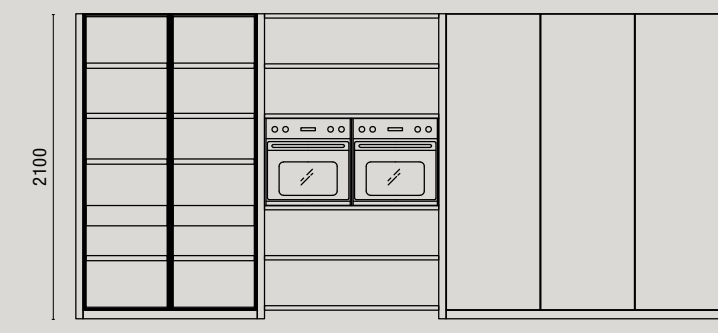
VISTA IN PIANTA
 Plan



PROSPETTO A-A
 Front view A-A



PROSPETTO B-B
 Front view B-B



PROSPETTO C-C
 Front view C-C


FINITURE UTILIZZATE
 Finishes used




Natural Wood Rovere Nodato
 Knotted oak Natural Wood



Natural Wood Rovere Vintage
 con Intarsio
 Vintage oak Natural Wood with
 engravings



Laccato Grafite Opaco
 Matt Grafite lacquer



Top Metal XXL Black
 Metal XXL Black worktop



SCHEDA TECNICA
INDUSTRIAL 3
Technical information
Industrial 3

ANTA
 Door




ALPHA

FINITURE UTILIZZATE
Finishes used



Natural Wood Rovere Termocotto
 Heat-treated oak Natural Wood

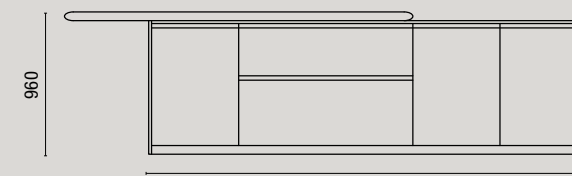
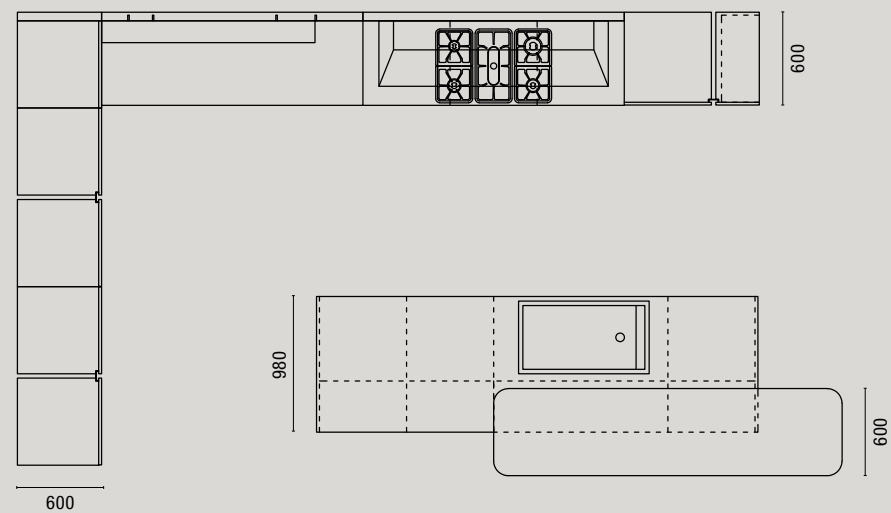


Laccato Bianco Opaco
 Matt Bianco lacquer

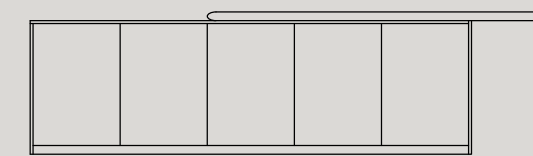


Top Nero Marquinia
 Nero Marquinia worktop

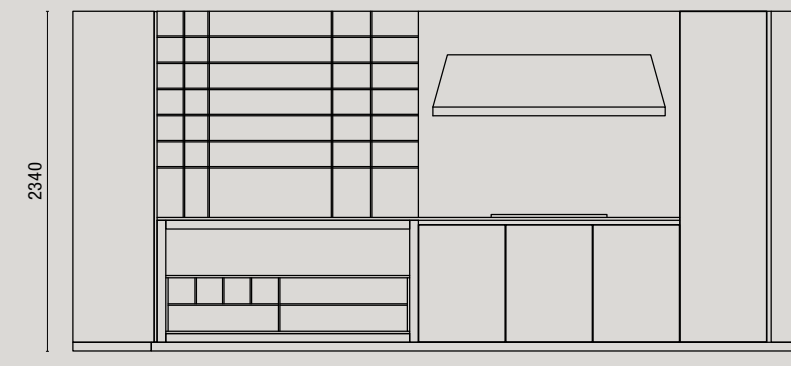
VISTA IN PIANTA
 Plan



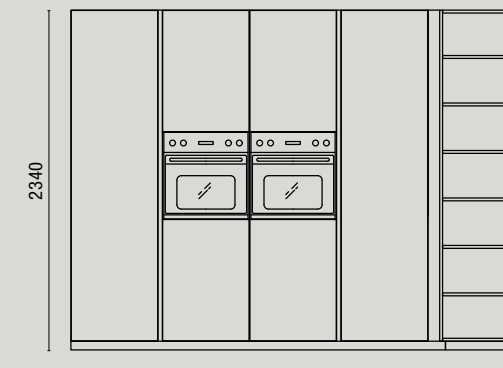
PROSPETTO A-A
 Front view A-A



PROSPETTO B-B
 Front view B-B



PROSPETTO C-C
 Front view C-C



PROSPETTO D-D
 Front view D-D



SCHEDA TECNICA
BORGHESE 1
Technical information
Refined 1

ANTA
Door



ALPHA

ANTA
Door



PRESTIGE


FINITURE UTILIZZATE
Finishes used



Solid Wood Noce Canaletto
 Black walnut solid wood

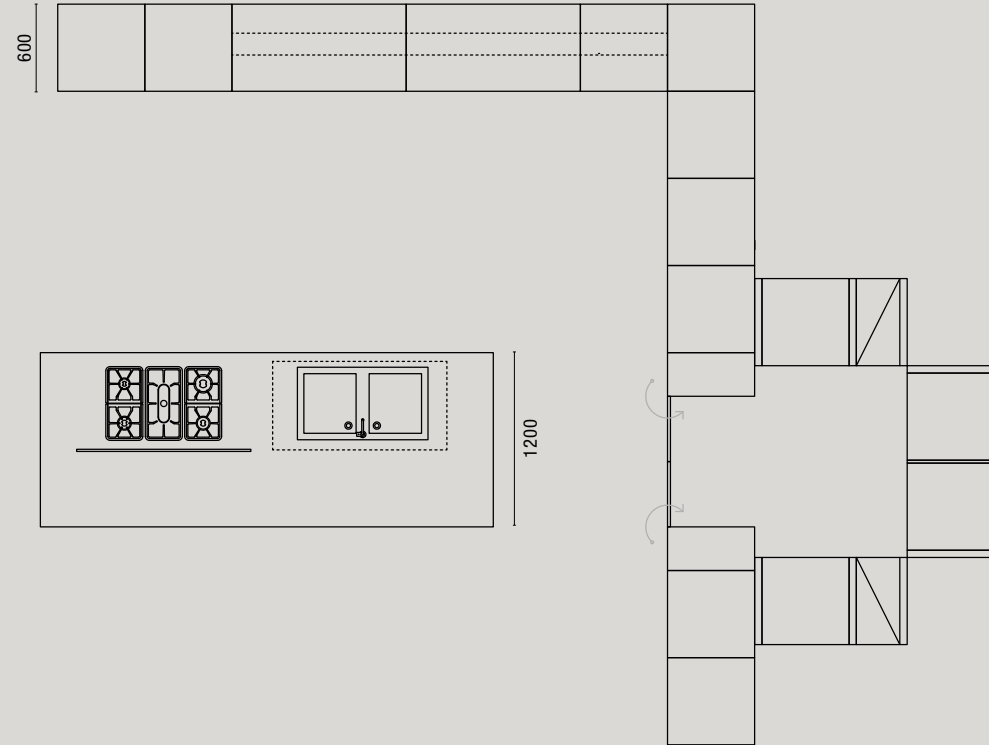


Laccato Bianco Opaco
 Matt Bianco lacquer



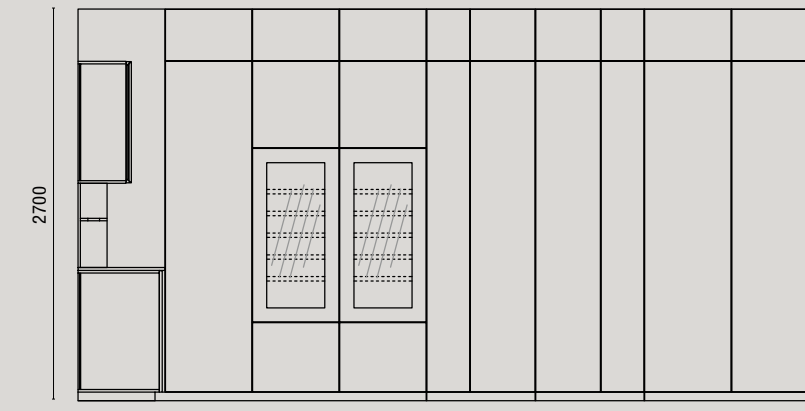
Top Blue de Savoie
 Blue de Savoie worktop

VISTA IN PIANTA
Plan



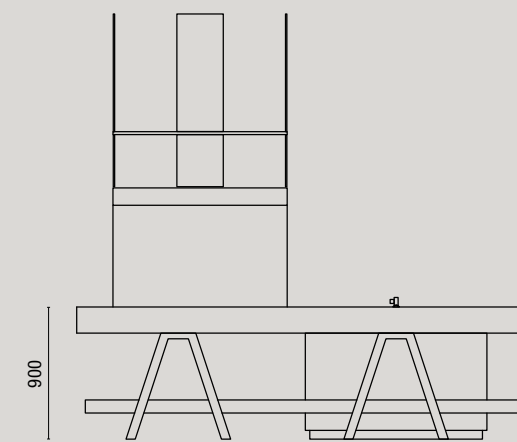
PROSPETTO A-A
Front view A-A

4820



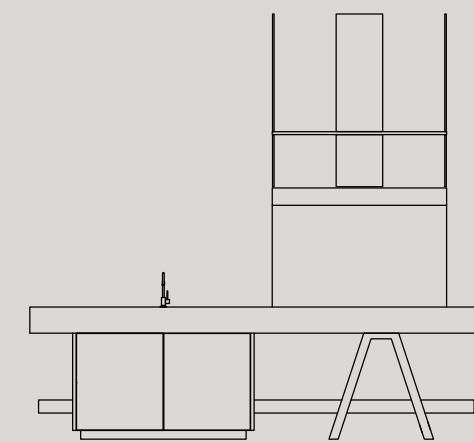
PROSPETTO B-B
Front view B-B

5150



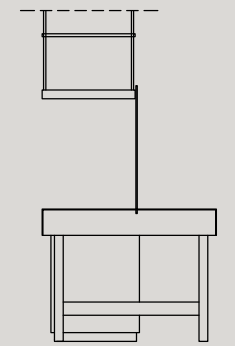
PROSPETTO C-C
Front view C-C

3120



PROSPETTO D-D
Front view D-D

2990



PROSPETTO E-E
Front view E-E



SCHEMA TECNICA
BORGHESE 2
Technical information
Refined 2

ANTA
 Door

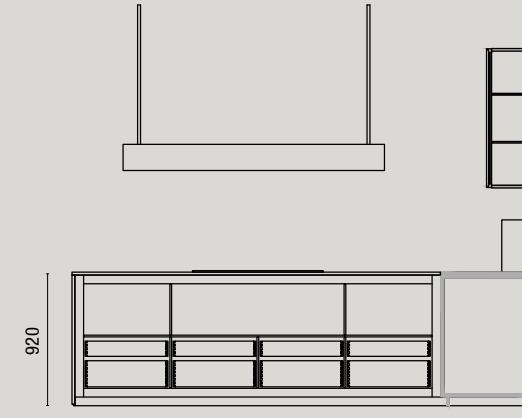


ALPHA

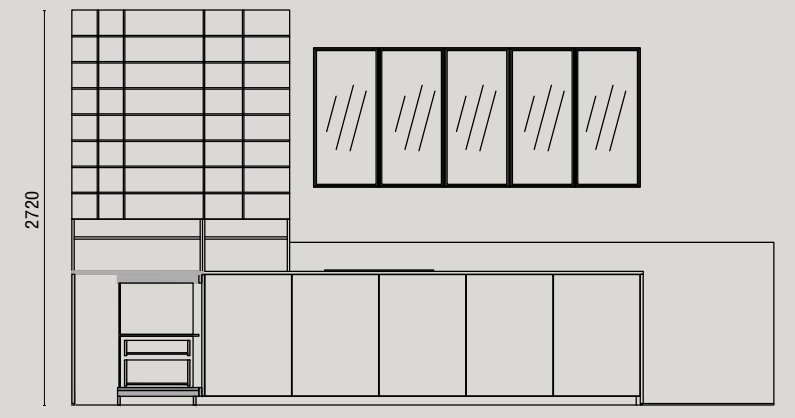
MANIGLIA
 Handle



COLIBRI

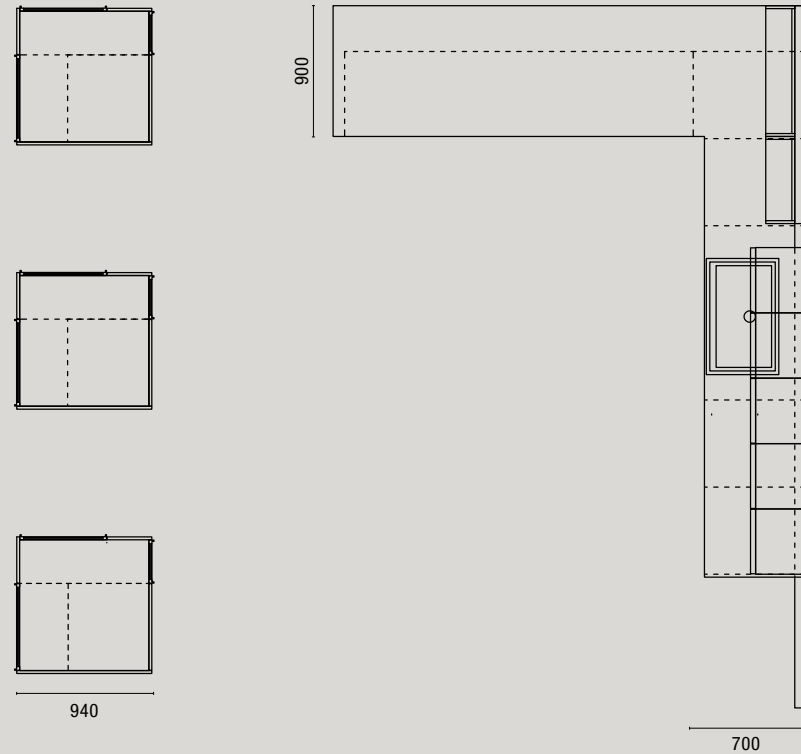


PROSPETTO A-A
 Front view A-A



PROSPETTO B-B
 Front view B-B

VISTA IN PIANTA
 Plan




FINITURE UTILIZZATE
 Finishes used



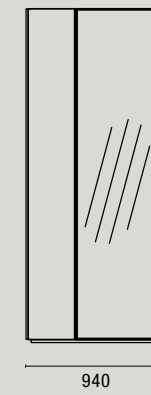
Natural Wood Rovere Termocotto
 Heat-treated oak Natural Wood



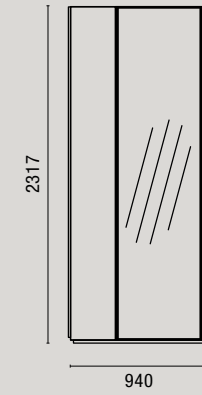
Top Marmo Carrara Bianco
 White Carrara marble worktop



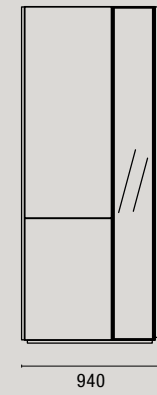
PROSPETTO C-C
 Front view C-C



PROSPETTO F-F
 Front view F-F



PROSPETTO E-E
 Front view E-E



PROSPETTO D-D
 Front view D-D



SCHEDA TECNICA
BORGHESE 3
Technical information
Refined 3

ANTA
 Door



ALPHA

ANTA
 Door




ETA

FINITURE UTILIZZATE
Finishes used

124



Natural Wood Olmo
 Elm Natural Wood

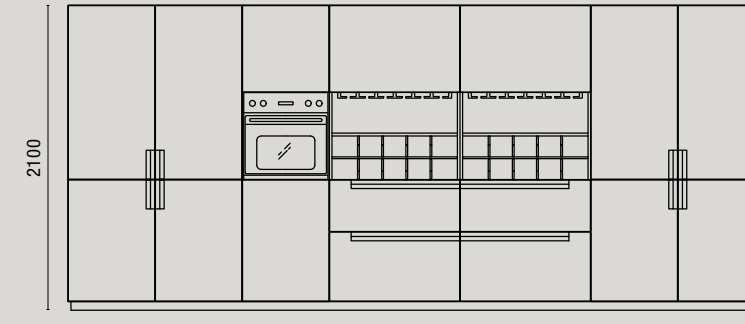
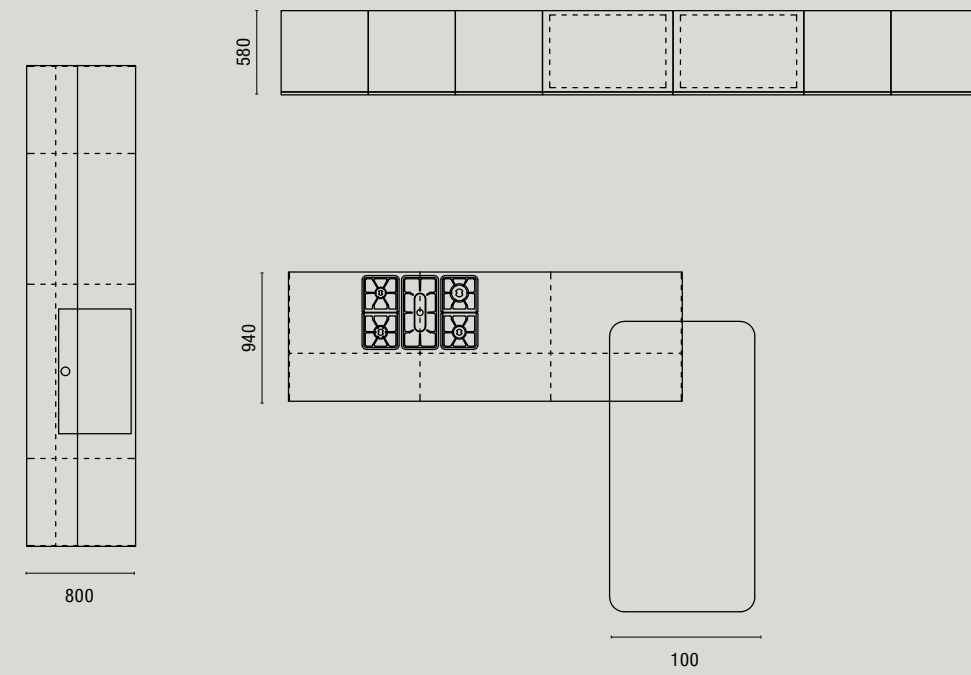


Laccato Perla Opaco
 Matt Perla lacquer

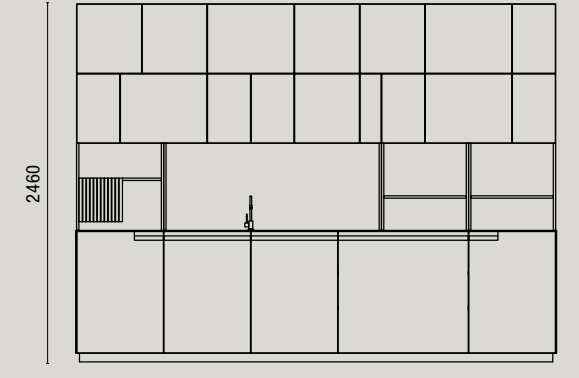


Top Acciaio
 Stainless steel worktop

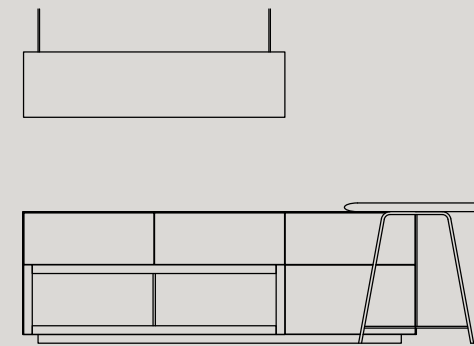
VISTA IN PIANTA
Plan



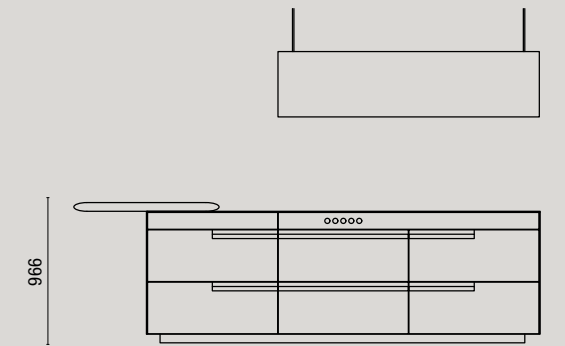
PROSPETTO A-A
 Front view A-A



PROSPETTO D-D
 Front view D-D



PROSPETTO C-C
 Front view C-C



PROSPETTO B-B
 Front view B-B

125



SCHEMA TECNICA
BORGHESE 4
Technical information
Refined 4

ANTA
 Door



ALPHA

MANIGLIA
 Handle




LINEA

FINITURE UTILIZZATE
Finishes used



Natural Wood Noce Canaletto
 Black walnut Natural Wood

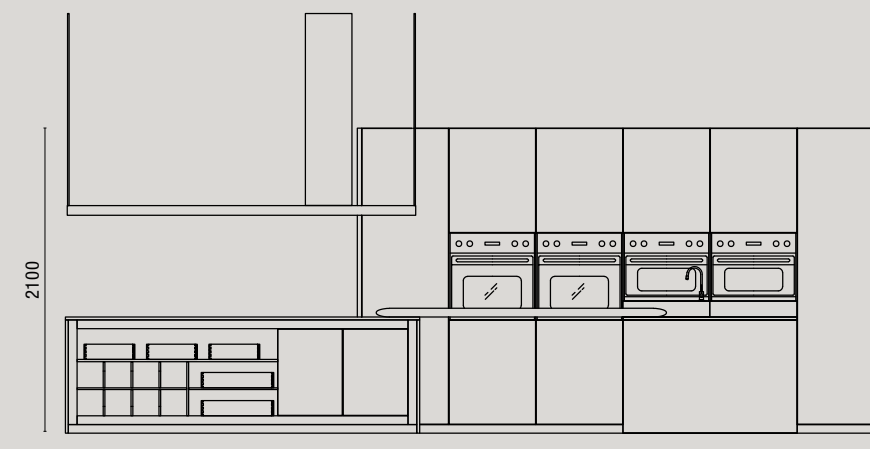
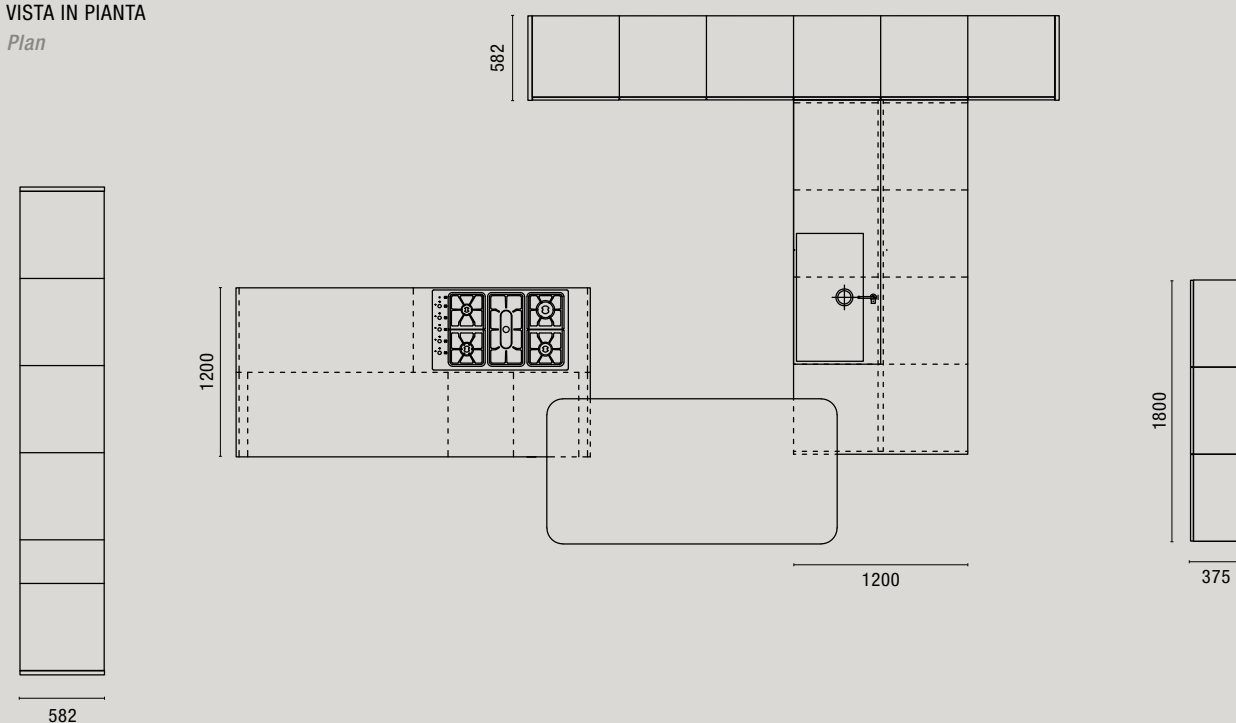


Laccato Piombo Opaco
 Matt Piombo lacquer

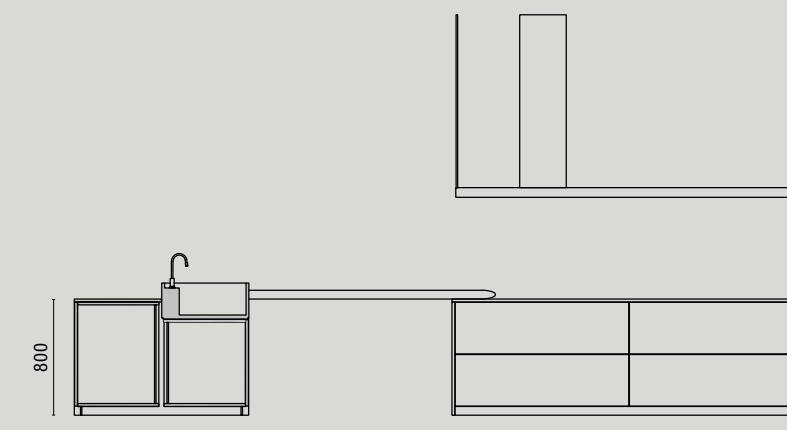


Top Marmo Nero Marquina
 Nero Marquina marble worktop

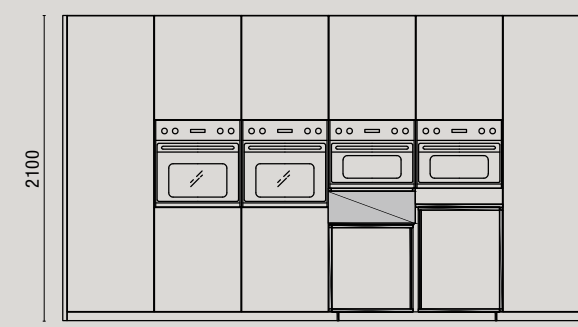
VISTA IN PIANTA
Plan



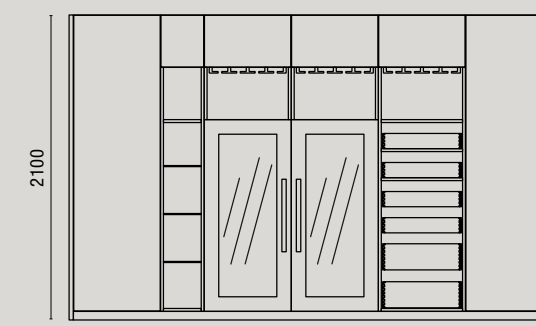
PROSPETTO A-A
 Front view A-A



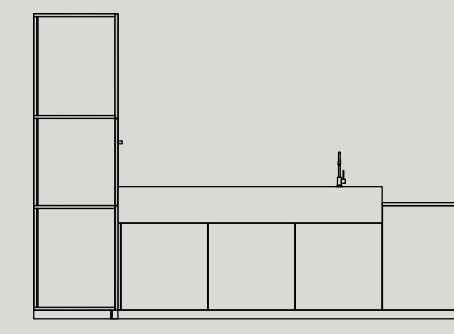
PROSPETTO B-B
 Front view B-B



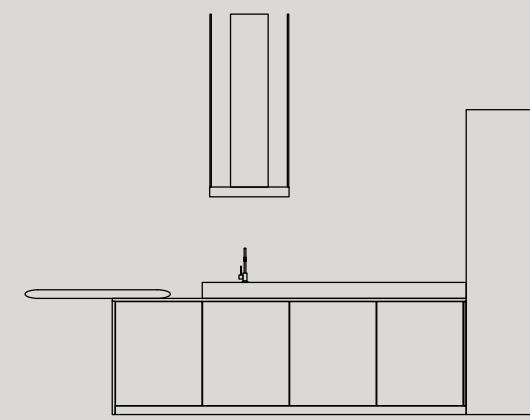
PROSPETTO D-D
 Front view D-D



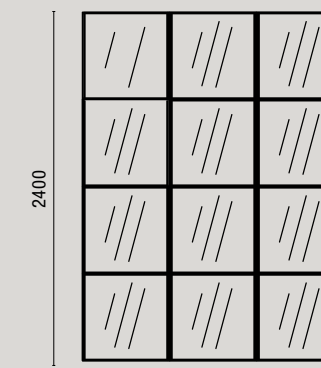
PROSPETTO F-F
 Front view F-F



PROSPETTO C-C
 Front view C-C



PROSPETTO E-E
 Front view E-E



PROSPETTO G-G
 Front view G-G



SCHEMA TECNICA
NORDICO 1
Technical information
Scandinavian 1

ANTA
 Door



PRESTIGE

MANIGLIA
 Handle




LAMA

FINITURE UTILIZZATE
Finishes used



Natural Wood Rovere Nodato
 Knotted oak Natural Wood



Laccato Seta Opaco
 Matt Seta lacquer



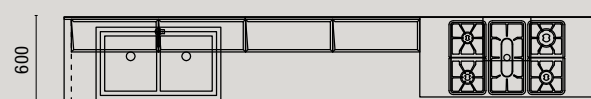
Top Marmo Arabescato
 Arabescato marble worktop



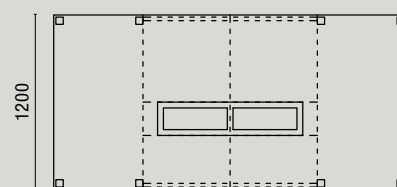
Top Legno Massello
 Finitura Rovere Nodato
 Solid wood worktop
 Knotted Oak finish

156

VISTA IN PIANTA
 Plan



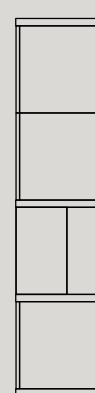
600



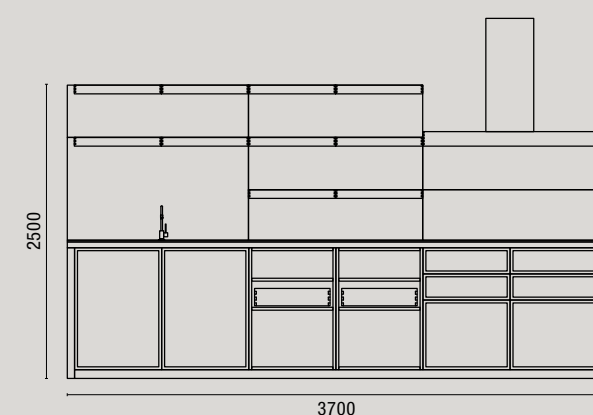
1200



360



580



2500

3700

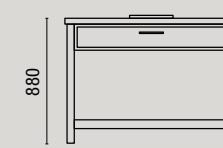
PROSPETTO A-A
 Front view A-A



860

2440

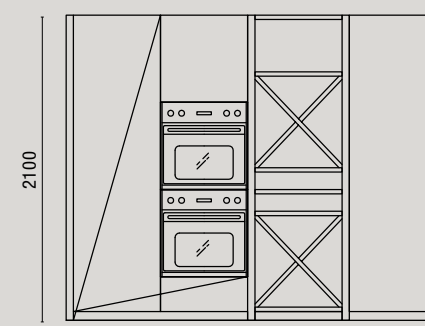
PROSPETTO B-B
 Front view B-B



880

1200

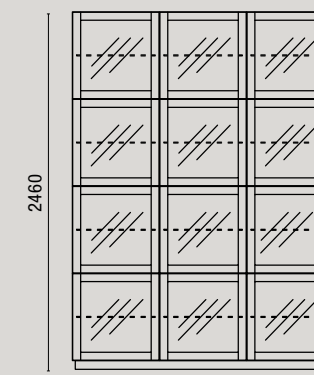
PROSPETTO C-C
 Front view C-C



2100

2600

PROSPETTO E-E
 Front view E-E



2460

1800

PROSPETTO D-D
 Front view D-D

157



SCHEMA TECNICA
NORDICO 2
Technical information
Scandinavian 2

ANTA
 Door



BETA

MANIGLIA
 Handle




COLIBRI

FINITURE UTILIZZATE
Finishes used

168



Natural Wood Rovere Nodato
 Knotted oak Natural Wood



Laccato Bianco Opaco
 Matt Bianco lacquer

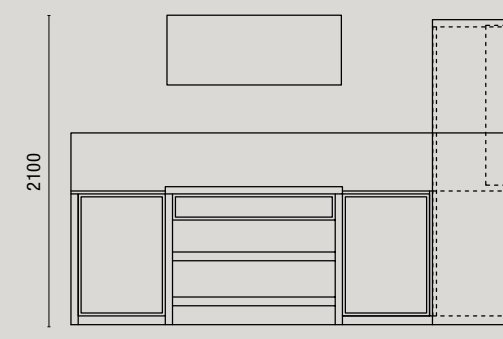
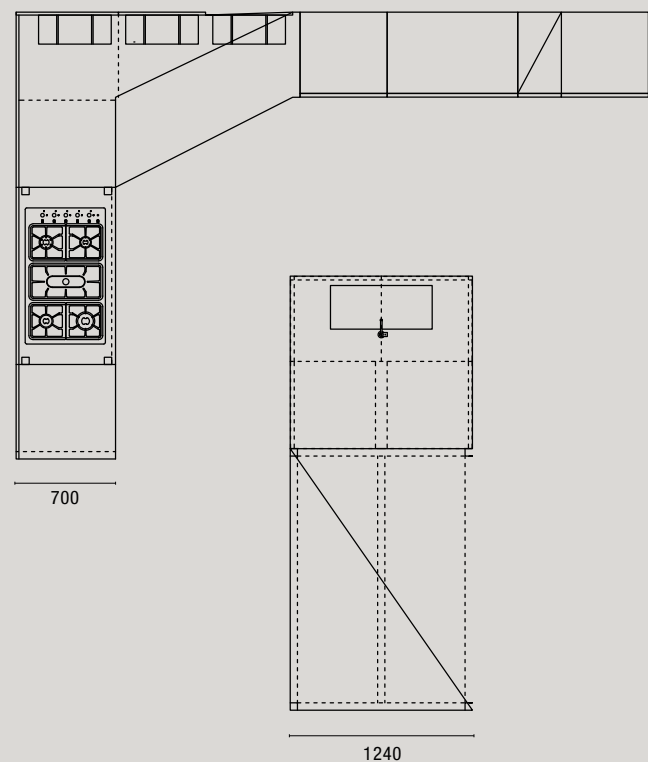


Laccato Nuvola Opaco
 Matt Nuvola lacquer

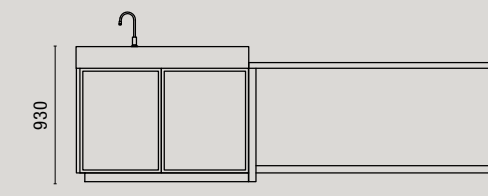


Top Marmo Carrara Bianco
 White Carrara marble worktop


VISTA IN PIANTA
 Plan



PROSPETTO A-A
 Front view A-A



PROSPETTO B-B
 Front view B-B



PROSPETTO C-C
 Front view C-C

169



SCHEDA TECNICA
NORDICO 3
Technical information
Scandinavian 3

ANTA
 Door

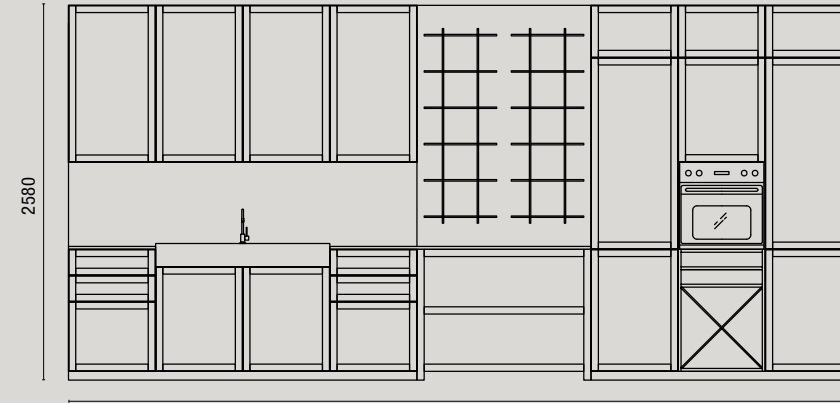


DELTA

MANIGLIA
 Handle

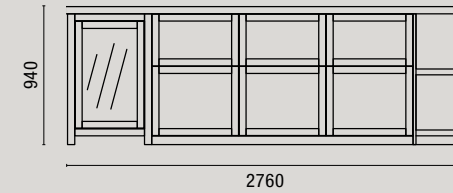


LAMA




PROSPETTO A-A
 Front view A-A

5400

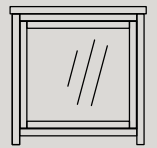


PROSPETTO B-B
 Front view B-B

2760



PROSPETTO C-C
 Front view C-C




PROSPETTO D-D
 Front view D-D

940


FINITURE UTILIZZATE
 Finishes used



Natural Wood Rovere Nodato
 Knotted oak Natural Wood



Laccato Fumo Opaco
 Matt Fumo lacquer

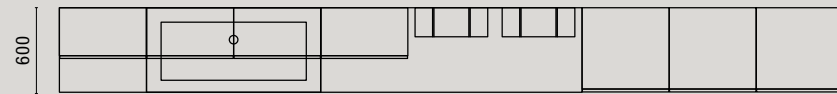


Top Marmo Carrara Bianco
 White Carrara marble worktop

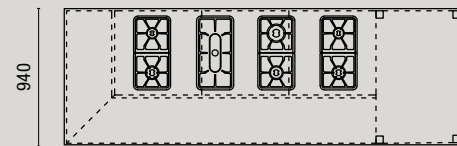


Top Legno Massello
 Finitura Rovere Nodato
 Knotted Oak finish solid wood
 worktop

VISTA IN PIANTA
 Plan



600



940



SCHEMA TECNICA
GLAMOUR 1
Technical information
Glamorous 1

ANTA
Door



ALPHA

ANTA
Door



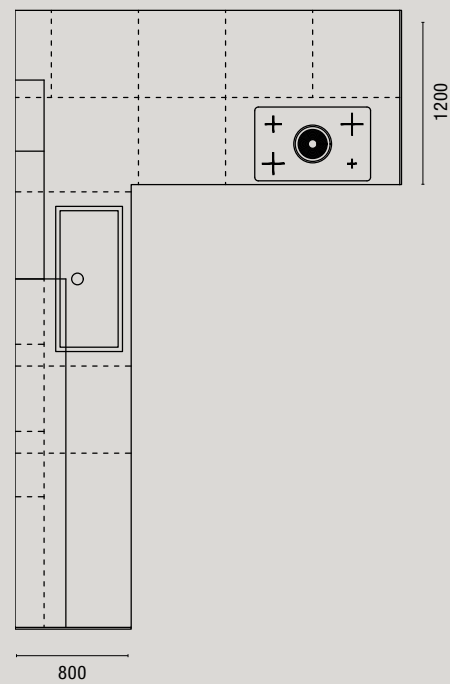
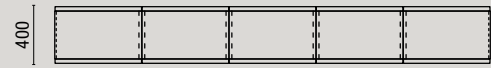
GAMMA

MANIGLIA
Handle



EKO


VISTA IN PIANTA
Plan




FINITURE UTILIZZATE
Finishes used



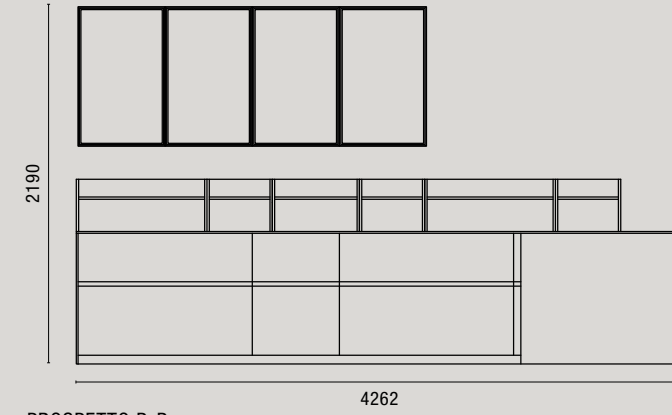
Noce Canaletto Rombo
Rhombus Black Walnut



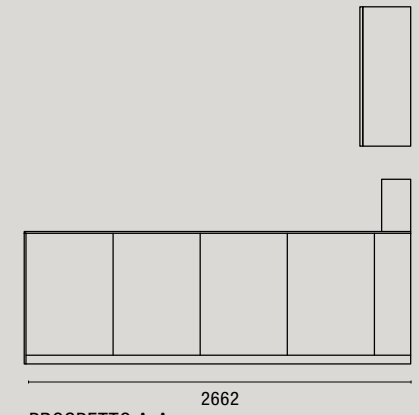
Laccato Cortecchia Opaco
Matt Cortecchia lacquer



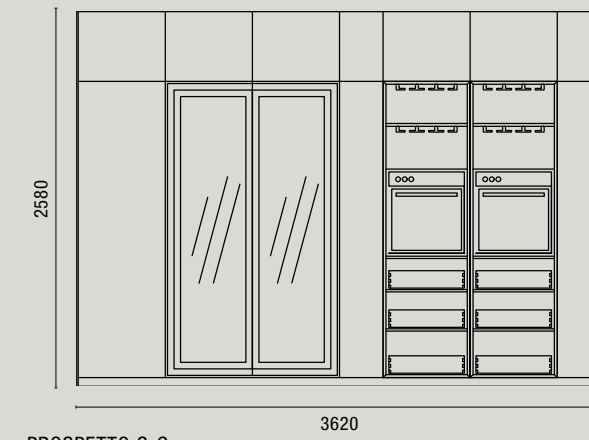
Top Metal XXL Black
Metal XXL Black worktop



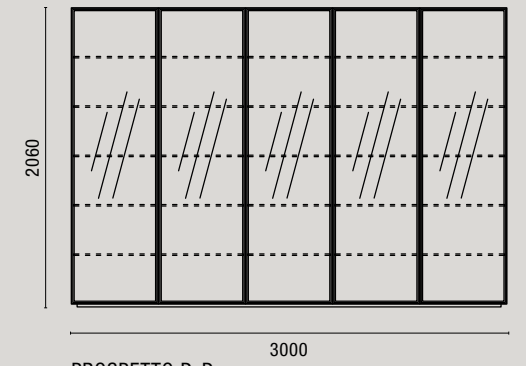
PROSPETTO B-B
Front view B-B



PROSPETTO A-A
Front view A-A



PROSPETTO C-C
Front view C-C



PROSPETTO D-D
Front view D-D



SCHEDA TECNICA
GLAMOUR 2
Technical information
Glamorous 2

ANTA
 Door



DELTA


MANIGLIA
 Handle




PLANA

FINITURE UTILIZZATE
 Finishes used

216

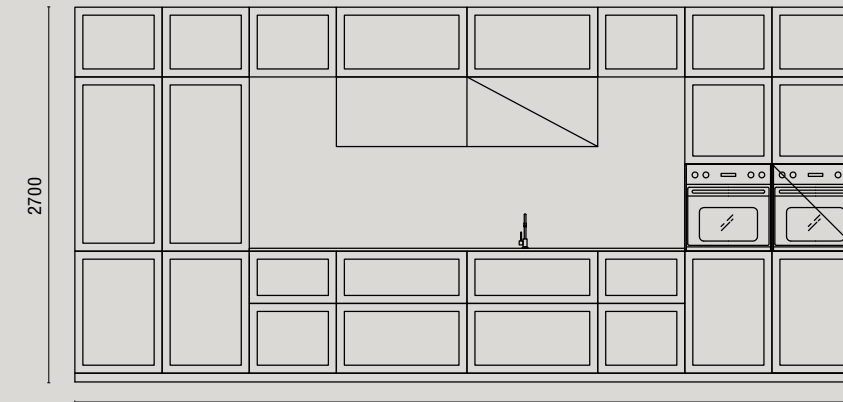
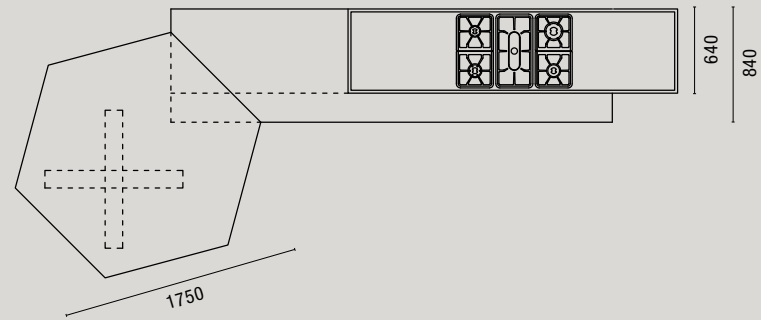


Laccato Perla Lucido
 Gloss Perla lacquer

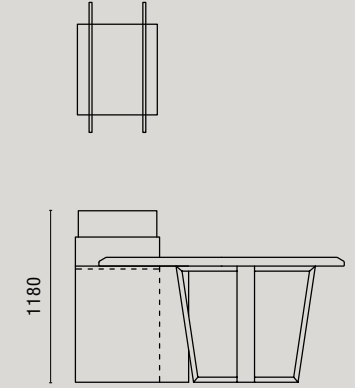


Top Marmo Arabescato
 Arabescato marble worktop


VISTA IN PIANTA
 Plan




PROSPETTO A-A
 Front View A-A



PROSPETTO C-C
 Front view C-C



PROSPETTO D-D
 Front view D-D



PROSPETTO B-B
 Front view B-B

217



SCHEMA TECNICA
GLAMOUR 3
Technical information
Glamorous 3

ANTA
Door

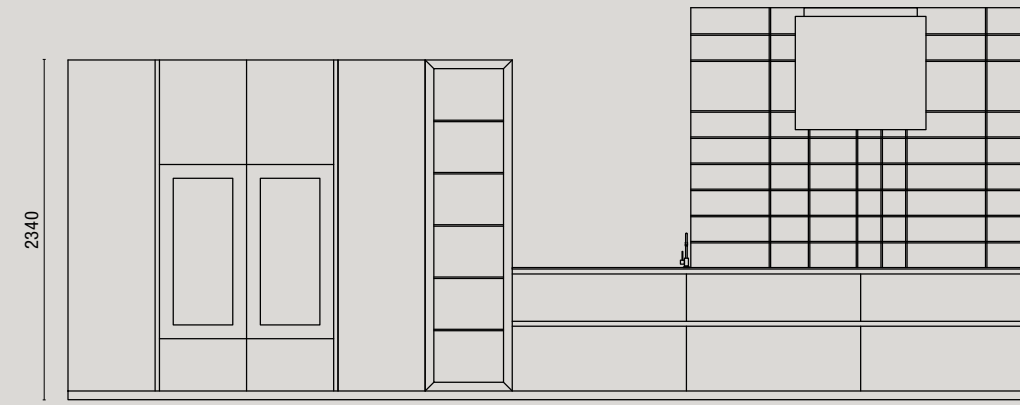


PHI

ANTA
Door

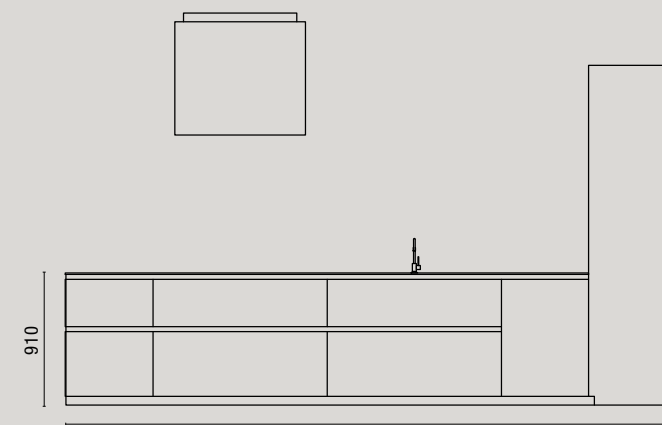


ALPHA



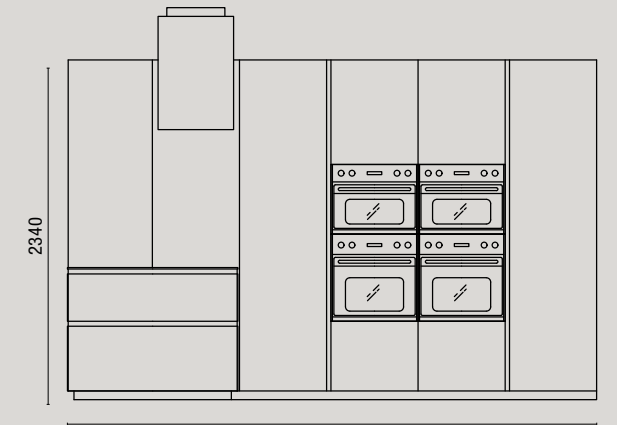
PROSPETTO A-A
Front view A-A

6685



PROSPETTO B-B
Front view B-B

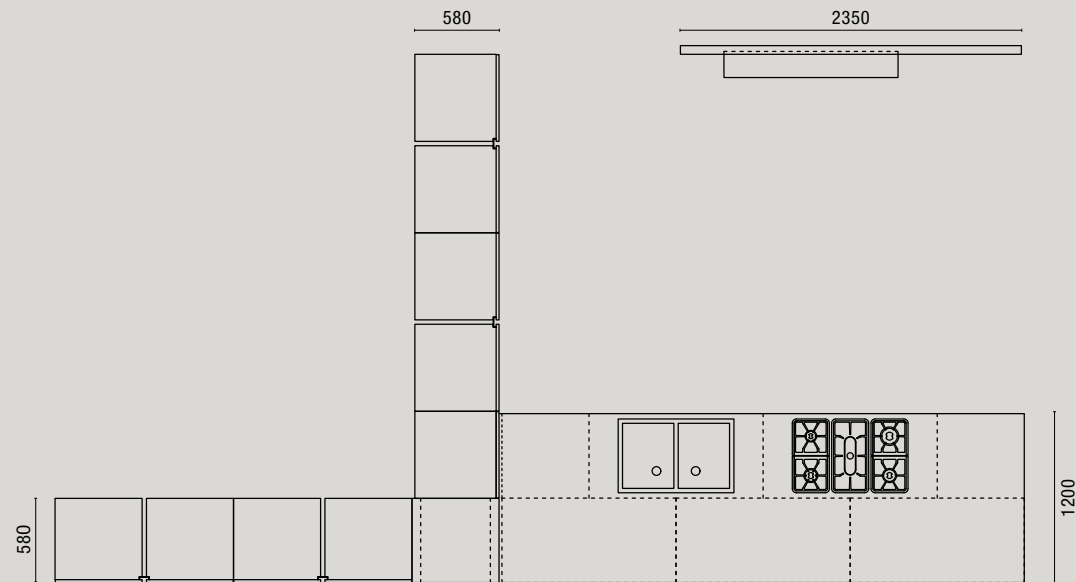
4225



PROSPETTO C-C
Front view C-C

3660

VISTA IN PIANTA
Plan



FINITURE UTILIZZATE
Finishes used

228



Statuario Light Lucidato
Polished Statuario Light porcelain stoneware



Natural Wood Termocotto
Heat-treated Natural Wood



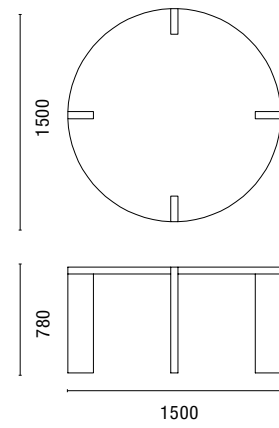
Top Statuario Light Lucidato
Polished Statuario Light porcelain stoneware worktop

229

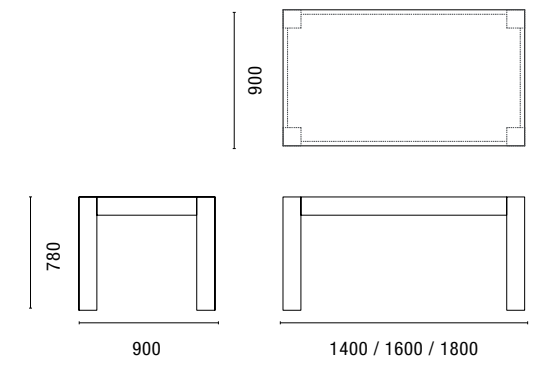
TAVOLI

TABLES

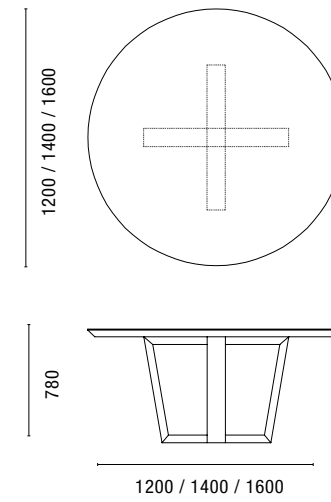
SOUNION



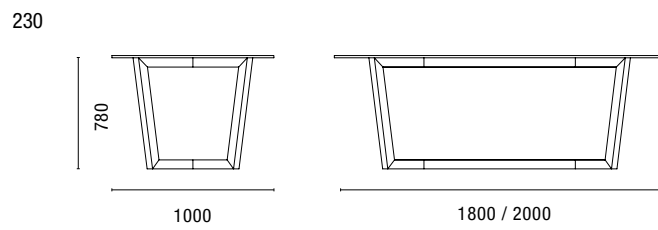
EPICURO



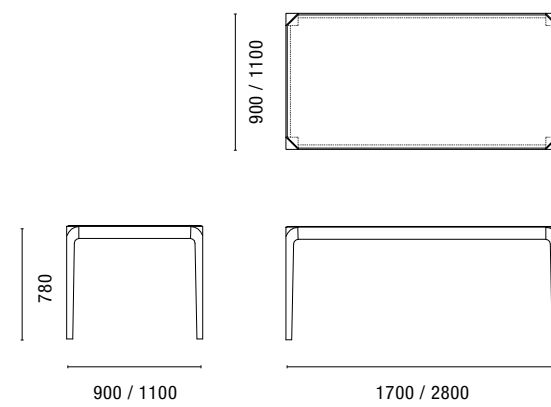
OLYMPIA



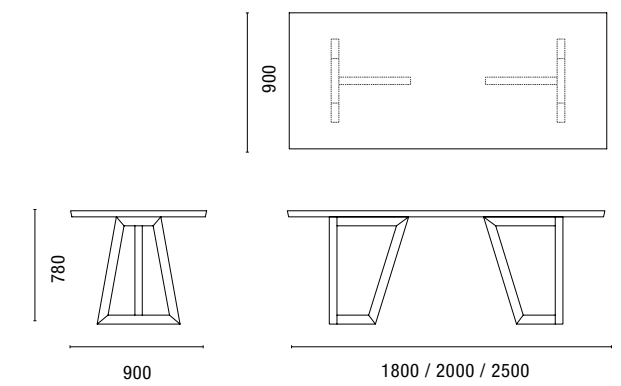
SEGESTA



CIRENE



PAESTUM



SEDIE CHAIRS

RIVESTIMENTI COVERINGS



2B9 ecopelle / eco-leather



4G9 ecopelle / eco-leather

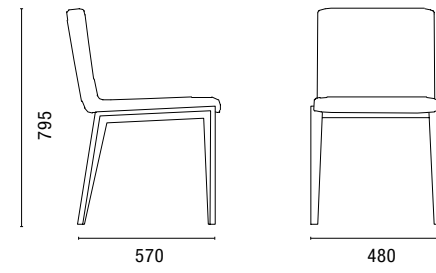


3020-102 tessuto / fabric

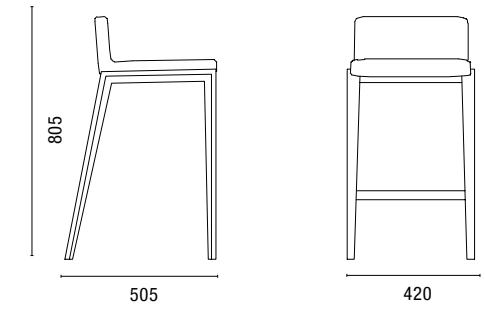


3020-119 tessuto / fabric

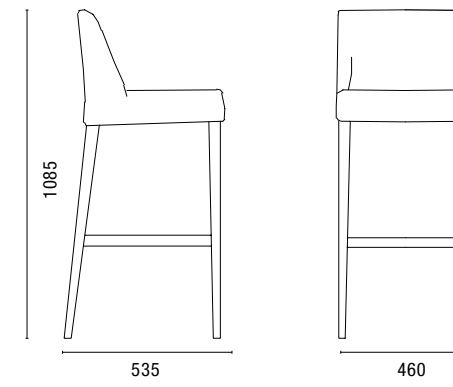
ADE



GEA



ARES

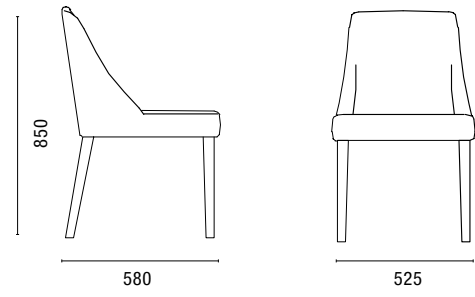


TETI

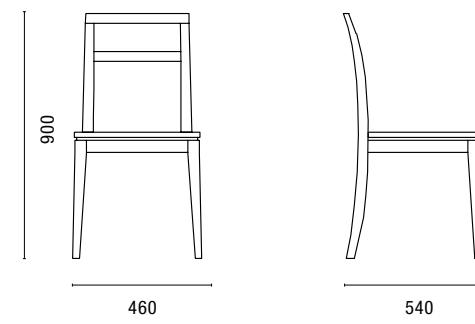


233

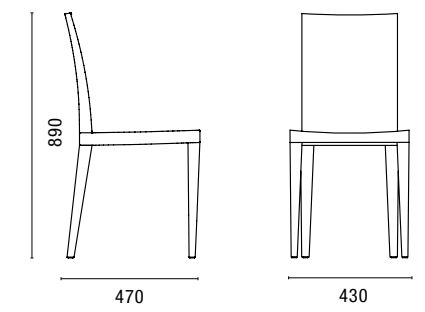
232



EKO

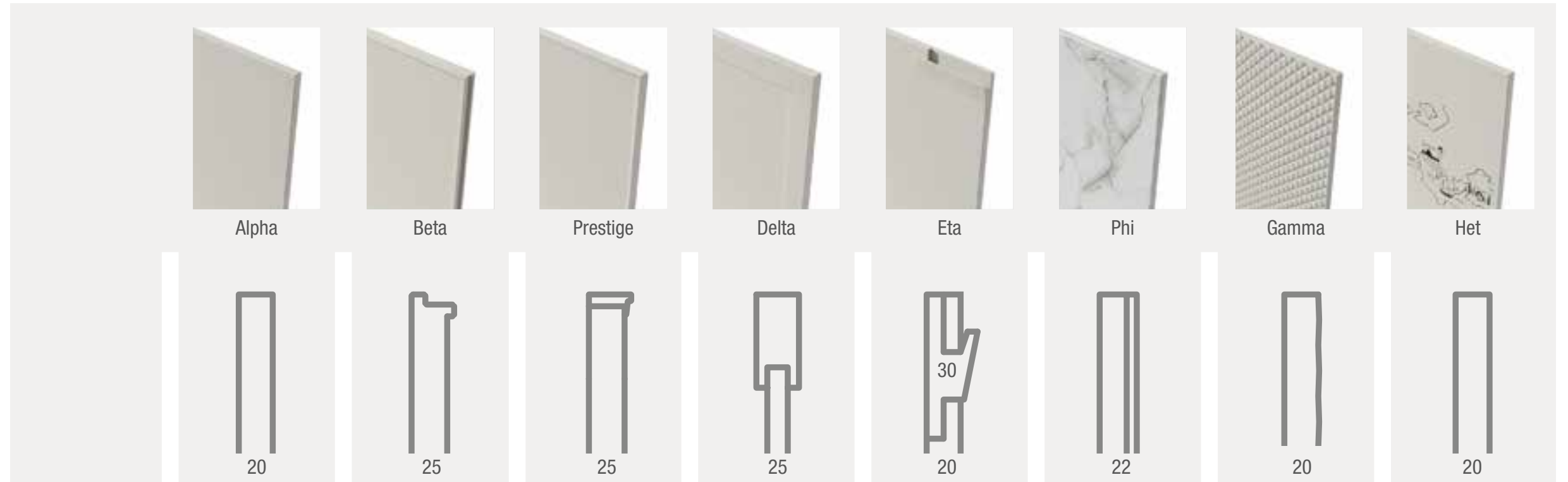


ARIA



MATERIALI PER ANTE


MATERIALS AVAILABLE FOR DOORS



SOLID WOOD
 MASSELO 3 STRATI BUMP IN VENA
 3 LAYERS OF SOLID WOOD WITH A CONSISTENT SURFACE GRAIN (BUMP)

NOCE CANALETTO / BLACK WALNUT

ROVERE NODATO / KNOTTED OAK



NATURAL WOOD
 MULTISTRATO MARINO
 MARINE PLYWOOD


NOCE CANALETTO / BLACK WALNUT

ROVERE TERMOTRATTATO / HEAT-TREATED OAK

ROVERE VINTAGE / VINTAGE OAK

ROVERE NODATO / KNOTTED OAK


OLMO / ELM




MDF

LACCATO OPACO / MATT LACQUERED

LACCATO LUCIDO 60 GLOSS / GLOSS 60 LACQUERED



ANTA VETRO/GRES PORCELLANATO
 GLASS DOOR/PORCELAIN STONeware
 TELAIO ALLUMINIO INTERO
 FULL ALUMINIUM FRAME



ROMBO / RHOMBUS

NOCE CANALETTO / BLACK WALNUT

LACCATO OPACO / MATT LACQUERED

LACCATO LUCIDO 60 GLOSS / GLOSS 60 LACQUERED



INCISIONE LASER / LASER ENGRAVING
 IN TUTTE LE FINITURE NATURAL WOOD
 IN ALL THE NATURAL WOOD FINISHES



MANIGLIE

HANDLES



LINEA



COLIBRI



LAMA



PLANA



EKO



GOLA PIATTA LEGNO H.3
FLAT WOODEN CHANNEL H.3



GOLA



PUSH