

WorKit

Arik Levy, 2008

vitra.



WorKit

WorKit is a rational and versatile office furniture system with a visually subtle design. With a cube-shaped connecting element named PIN and a few additional parts, WorKit can be quickly and easily reconfigured and adapted to suit new demands, regardless of whether these are caused by expansion, reduction or remodelling.

Many individualisation wishes can be realised with the help of the standard parts because these can be used to create a wide range of configurations.



Arik Levy

Arik Levy lives and works in Paris. The activities of his studio range from sculptures and installations to industrial design and everyday products. He has been working with Vitra since 2000 and during this time has designed and overseen various pieces of office furniture and projects

1	WorKit	8-10	Screens	16	Colours, surfaces
2-3	Configurations	11	Accessories, function rail	17-18	Conference tables
4-6	Basic table, add-on table	12-13	Electrification	19	Colours, surfaces
7	Additional elements	14-15	Dimensions		



WorKit single workstation

Single workstation 180 x 80 cm with add-on table 35 x 90 cm for additional surface space and under-table storage unit as storage space for documents. The technical unit integrated in the table top

enables electrification and the screen with function rail provides privacy and can be used to attach accessories. Chair: ID Soft



WorKit double workstation

Double workstation 180 x 160 cm with technical unit, add-on table for file boxes, as additional work space and for short meetings.

For concentrated working fitted with fixed screen and accessory rail to attach accessories. Chairs: ID Soft, Visavis 2



WorKit Team workstation

Double workstation 160 x 160 cm extended with add-on table 160 x 160 cm and under-table boxes for personal storage space. The movable screens attached to the technical unit enable you to

switch between communication and concentration. The additional side screen provides privacy. Chairs: ID Air



WorKit Touchdown workstation

Touchdown workstations 240 x 160 cm for temporary working offer space for up to four people and can be extended via add-on tables.

The continuous worktops can be fitted with optional technical units. Chairs: ID Air



WorKit star-shaped table

The 120° workstations with CPU holder each have two technical units and screens can be added as optional extras. Add-on table tops

59 x 160 cm provide additional work space or a place for visitors. Chairs: ID Soft and Visavis 2



WorKit meeting tables

The meeting table 320 x 160 cm in light oak veneer with two table tops offers space for up to 12 people. Available with the option of the Flap

electrification flap. Chairs: Visavis 2



1600 x 800 mm



1800 x 800 mm



2000 x 800 mm

Single workstations

WorKit single workstations available in three sizes, with the option of a technical unit for electrification of the workstation.



1600 x 1600 mm
double workstation



1800 x 1600 mm
double workstation



2000 x 1600 mm
double workstation

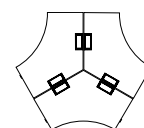


2400 x 1600 mm
Touchdown-workstation

Double and Touchdown workstations

WorKit double workstations are available in three sizes with a continuous table top. WorKit Touchdown workstations for up to four

temporary workstations available in one size with a continuous table top. Technical unit available as an optional extra.



3000 x 2600 mm

Star-shaped table

WorKit star-shaped table, available in one size with a three-part table top for three workstations, each fitted with two technical units.

ADD-ON TABLES



1600 x 800 mm



1800 x 800 mm



2000 x 800 mm

Single workstations

WorKit add-on tables for single workstations to extend the basic tables.



1600 x 1600 mm
double workstation



1800 x 1600 mm
double workstation



2000 x 1600 mm
double workstation




2400 x 1600 mm
touchdown-workstation

Double and Touchdown workstations

WorKit add-on tables for double workstations and Touchdown workstations to extend the basic tables.

An optional central leg can be mounted on the inside for added leg room.



PIN is the central connecting element for the various versions of WorKit. With a few more parts, thanks to WorKit's nodal system, the

existing configuration can be easily extended, converted or reduced at any time and adjusted to new needs.



600 x 1600 mm
Add-on table top

Add-on table top with a depth of 59 cm for attaching to PIN for the double workstation. Serves as an additional work space or offers space for short meetings.



380 x 800 mm
Add-on table top
for file box



380 x 1600 mm
Add-on table top
for file box

Add-on table top for file box with a depth of 38 cm for attaching to PIN for the single and double workstation. Can be used to hold file boxes or as additional work space.



350 x 900 mm
Add-on table



500 x 900 mm
Add-on table

Add-on table for attaching PIN, available in two sizes.



Under-table box replaces a foot and is available in a smooth and perforated surface. A4 folders can be stored in the drawer and the shelf at the top offers space for A4 documents.



File box as personal storage space on the desk is attached to the table top with a clip mechanism and can be removed at any time. The front is available open or with flaps, the same as the reverse in a smooth structure or a perforated soundproof version.



400 x 1000 mm

Third level single workstation for tables without technical unit, attached with a clip. Screen and on-table socket are available both individually and in a combination.



550 x 1000 mm

Screen for single workstation in combination with technical unit.



1000 x 1200 mm






Fixed side screen or attaching to single workstation via PIN.



 400 x 1000 mm

Sliding screen for attaching to technical unit for a double workstation. Can be shifted approx. 30 cm to the left or right and enables you to switch between communication and privacy at any time.



 400 x 1000 mm
 400 x 1200 mm
 400 x 1400 mm
 400 x 1600 mm
 400 x 2200 mm

Fixed screen for attaching to technical unit for a double workstation. Available in various widths, the fixed screen provides privacy for concentrated work.



 1000 x 2400 mm

Fixed side screen for attaching to double workstation via PIN.



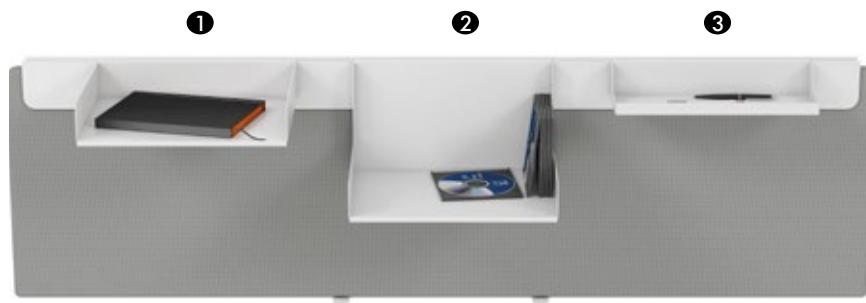
Screen for star-shaped table for attaching to the technical unit.



Modesty panel for the single workstation made of acrylic glass, is attached to the table top by flexibly positioned brackets.

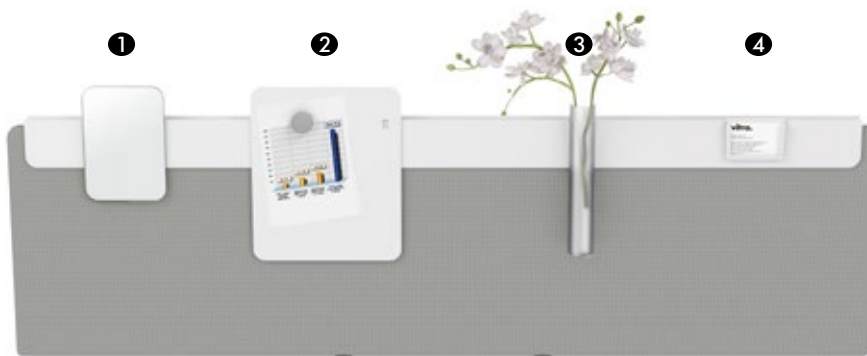


CPU holder, available for attaching to the cross beam or for screwing to the under-table box. The CPU is fastened by means of strap.



The **accessory rail** is geared towards the length of the screens and is attached to the screens without the need for tools. The accessory rail enables accessories to be placed on both sides.

1. A4 paper tray for accessory rail
2. CD holder for accessory rail
3. Utensil tray for accessory rail




1. Mirror for accessory rail
2. Magnetic board for accessory rail

3. Vase for accessory rail
4. Business card holder for accessory rail



Hooks for longitudinal or cross beams, for hanging various objects on (bicycle helmet, hand bag, etc.).



WorKit technical unit

The basic, add-on and Touchdown workstations can be fitted with a technical unit. The technical unit is for attaching screens (1) and lamps or monitors (2).

The cables can be run to all four sides, enabling an ideal positioning of the cables. In addition, it offers the option of attaching fixed sockets and excess cables under the removable and adjustable flap.

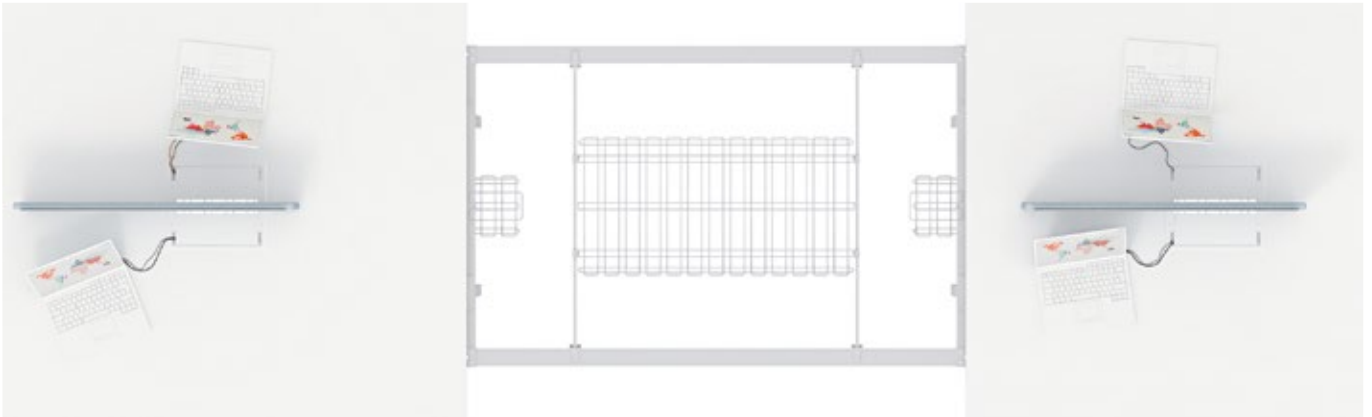


WorKit single workstation

Electrification example*

- 1 3rd level screen
- 2 Screen for single workstation
- 3 Technical unit
- 4 Tens Kit Power 4
- 5 CPU holder
- 6 CPU holder for under-table box

* Please follow the local electrification regulations!



Cable basket and connecting cable basket

The cable baskets for single and double workstations are located in the centre under the technical unit and are for holding additional sockets, distributors, feed cables and connecting cables, as well as

excess cables. The struts of the cable baskets are clipped into the beams and the basket is hooked in without the need for tools. It can be flexibly folded out for electrification at any time. The connecting basket is for forwarding the cables between tables.



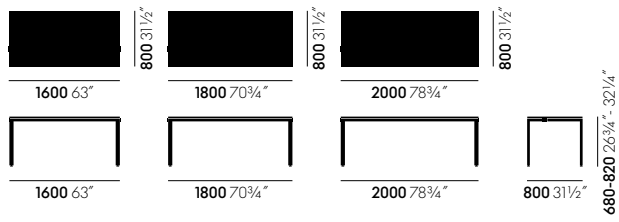
WorKit team workstation

Electrification example*

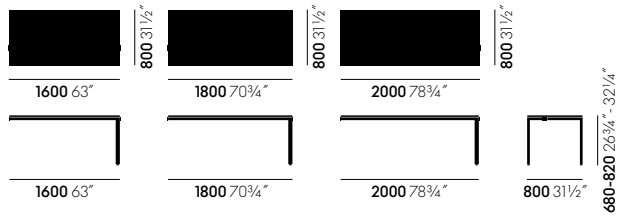
- 1 Technical unit
- 2 Tens Kit Power
- 3 Large cable basket
- 4 Connecting cable basket
- 5 CPU holder
- 6 Cable net

* Please follow the local electrification regulations!

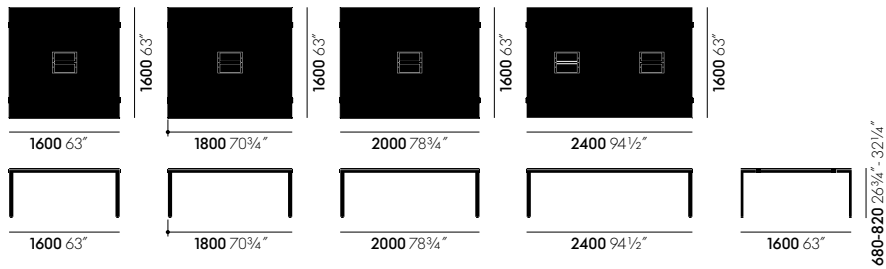
DIMENSIONS



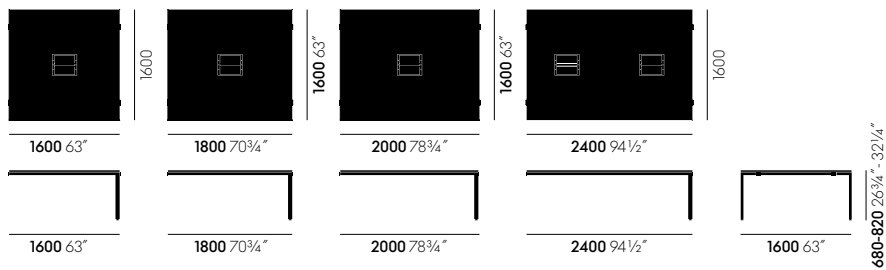
Basic table single workstation



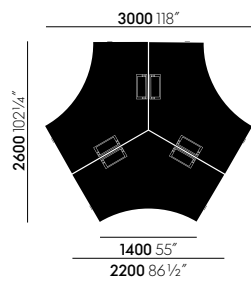
Add-on table single workstation



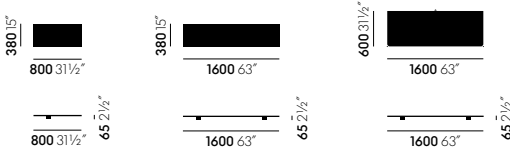
Basic table double workstation and Touchdown workstation



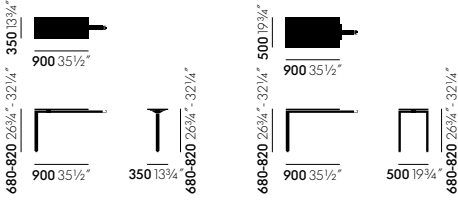
Add-on table double workstation and Touchdown workstation



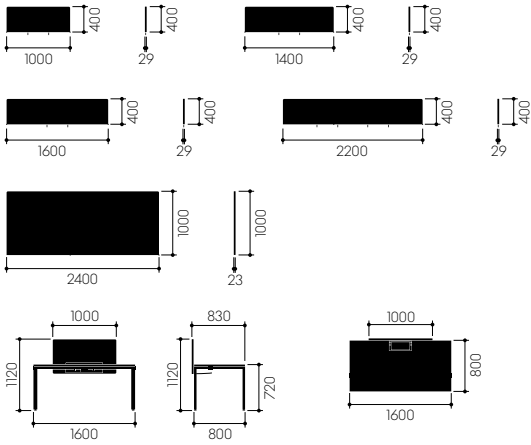
Star-shaped table



Add-on table tops



Add-on tables



Screens

SURFACES AND COLOURS

vitra.



Plano



Plano



Table top

Base

WorKit Meeting Table

Arik Levy, 2008



WorKit Meeting Table

In combination with WorKit workstations, the WorKit meeting tables lend a unified appearance to the entire office space. Thanks to their understated design, they can also be used together with other furniture types and complement a wide

variety of office environments and interior concepts. They are available in three sizes for 8 to 12 people, with or without electrification and with melamine or veneer table tops.

TABLE TOP



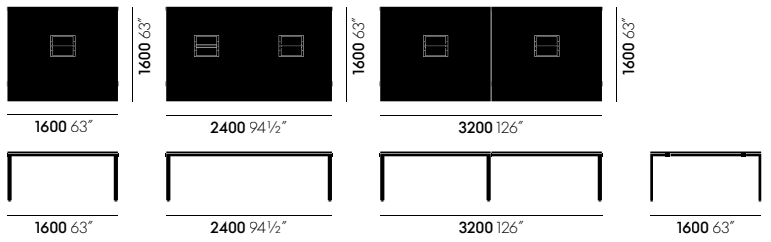
Table top melamine



Table top veneer

DIMENSIONS

vitra.



Meeting Tables

SURFACES AND COLOURS



Table top



Base



The Vitra Configuration System (VCS) software contains comprehensive information on all Vitra products and assists you in the preparation of plans and offers. VCS is available through your sales representative or at vcs@vitra.com.

Planning data, further information and illustrations can be found on the Vitra extranet for architects: www.vitra.com/extranet. To verify your colour selections, please order the Vitra Colour and Material Sample Box.