

# VINCENT SHEPPARD



## LEO COLLECTION

PRODUCT DATA SHEET

# LEO COLLECTION



LEO DINING CHAIR



LEO LOUNGE CHAIR



LEO SIDE TABLES



LEO LOUNGE SOFA



LEO DINING TABLE 90x90 TEAK TOP



LEO DINING TABLE 90x90 CERAMIC TOP FLINT



LEO MODULAR CORNER RIGHT




LEO MODULAR CORNER LEFT



LEO MODULAR CENTER



LEO MODULAR FOOTREST



LEO DINING TABLE



LEO MODULAR COFFEE TABLE

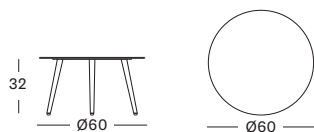
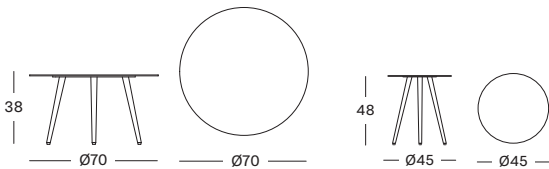

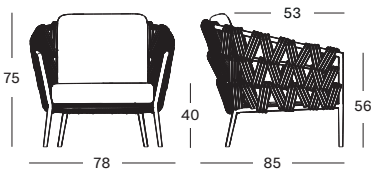
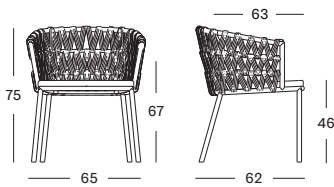
## LEO

<b>frame</b>	aluminium
<b>frame finish</b>	lava powder coated
<b>rope</b>	acrylic
<b>rope color</b>	lava
<b>top</b>	flint ceramic or natural teak
<b>glides</b>	nylon
<b>modular</b>	connectors included in packaging

## CUSHION

<b>foam</b>	dining chair: 4 cm quick dry foam lounger: 12 cm quick dry foam modular pieces: 12 cm quick dry foam
<b>removable</b>	yes
<b>fabrics</b>	see <a href="#">fabric data sheet</a> for more info

## DIMENSIONS



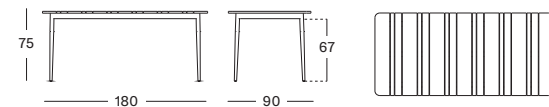
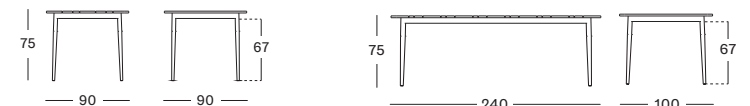
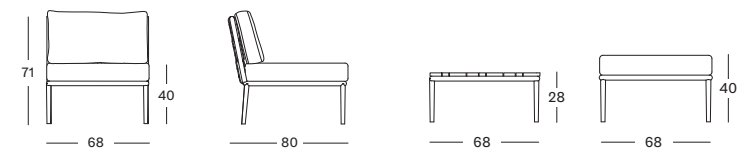
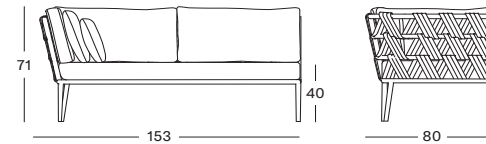
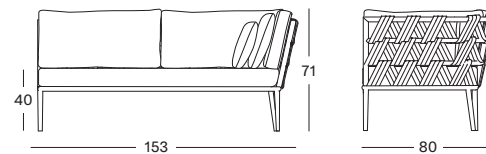
## COLOURS



## PROTECTIVE COVERS

We recommend using protective covers only on **dry** furniture.

<b>dining chair</b>	PC001	<b>modular 3</b>	PC015
<b>lounge chair</b>	PC002	<b>modular 4L</b>	PC016
<b>lounge sofa</b>	PC003	<b>modular 4R</b>	PC017
<b>modular 1L - 1R</b>	PC012	<b>modular 5L</b>	PC018
<b>modular 2L</b>	PC013	<b>modular 5R</b>	PC019
<b>modular 2R</b>	PC014		



## IN THIS COLLECTION

LEO	ITEM CODE	FINISH	PACKAGE DIMENSION (cm/inch)		CBM (m <sup>3</sup> /ft <sup>3</sup> )		WEIGHT (kg/lb)	
dining chair	GD075	lava	90 x 65 x 61	35 x 26 x 24	0,36	12,60	5	11.02
dining table 90	GT075A013W094	lava/teak top	94 x 94 x 11 85 x 85 x 85	37 x 37 x 4 34 x 34 x 34	0,71	25.07	23	50.71
dining table 90	GT075A013K001	lava/flint top	94 x 94 x 11 85 x 85 x 85	37 x 37 x 4 34 x 34 x 34	0,71	25.07	33,5	73.81
dining table 180	GT074A013	lava/teak top	5 x 184 x 95	2 x 72 x 37	0,09	3.09	32	70.5
dining table 240	GT073A013	lava/teak top	11 x 244 x 94	4 x 96 x 37	0,25	8.91	44	97
lounge chair	GC034	lava	106 x 104 x 100	39 x 42 x 41	1,10	38.93	13	28.66
lounge sofa	GC035	lava	100 x 90 x 100	39 x 39 x 35	0,90	31.78	8,5	18.74
side table dia 45	GT068	lava	84 x 79 x 97	33 x 31 x 38	0,64	22,73	8.5	18.74
coffee table dia 60	GT069	lava	79 x 171 x 82	31 x 67 x 32	1,11	39.12	15	33.07
coffee table dia 70	GT072	lava	45 x 76 x 70	18 x 30 x 28	0,24	8.45	8,5	18.74
modular corner left	GC047	lava	35 x 133 x 49	14 x 52 x 19	0,23	8.06	30	60.14
modular corner right	GC049	lava	35 x 133 x 49	14 x 52 x 19	0,23	8.06	10,5	23.15
modular center	GC049	lava	74 x 71 x 81	29 x 28 x 33	0,44	15.59	8	17.64
modular footrest	GC050	lava	48 x 56 x 56	19 x 22 x 22	0,15	5.32	23,5	51.81
modular coffee table	GT051	lava	74 x 71 x 81	29 x 28 x 33	0,44	15.59	8	17.64



## MAINTENANCE AND CARE

---

### TEAK

#### Daily care

Use a moist towel or sponge with a mild solution of water and natural, non-aggressive soap.

#### Stubborn stains

If your furniture is stained, consider one of the following options:

- **Grease spots have appeared on the furniture**

This is a natural feature of the wood and grease spots should gradually disappear after being exposed to sunlight. However, should you wish to remove these blemishes, we recommend using a degreasing agent and gentle scrubbing with a brush. Rinse off with clean water.

- **The furniture has developed mildew spots or black blemishes**

This is usually the result of rainwater or sometimes sap dripping from the leaves of trees onto the wood leaving dark marks and spots. Ideally, we recommend the furniture is not placed under trees. However, these marks can be removed by lightly sanding with fine sandpaper.

- **You spilled wine or something else leaving persistent stains**

For wine and other stains, we recommend using a weak solution of bleach and water combined with a dishwashing agent to wipe the area clean.

### ALUMINIUM

Aluminium has a self-protective layer, which prevents corrosion and makes this material very suitable for outdoor applications.

On top of that, it is super easy to maintain. A quick wash with a non-foaming mild detergent every now and then is all it needs!

### CERAMIC

If you're looking for a material which requires little to no maintenance, yet offers maximum resistance, you would do well to involve ceramic. The material preserves the natural look of stone and offers top of the chart convenience. Cleaning the table with water and mild soap will do the trick!

### ACRYLIC ROPE

Another material used for our all-weather furniture, is rope. Our rope is made of polypropylene fibres or acrylic. Just like our other synthetic materials, the rope is designed to withstand any weather condition and can be left outside all year long.

For maintaining your rope furniture, we recommend using a fabric and upholstery protector to give optimal stain resistance.

To clean spots on the rope, we suggest applying a mist of soapy water with a spray bottle and then work the solution into the rope with a soft cloth by patting or rubbing lightly. Rinse the solution thoroughly and then blot excess moisture from the rope using a soft cloth and allow air-drying.

Never use a high-pressure hose on acrylic rope.