


GUDE 100

360°

GUDE 100 360° B2C S 350 CL1 MR
Tubular wall light

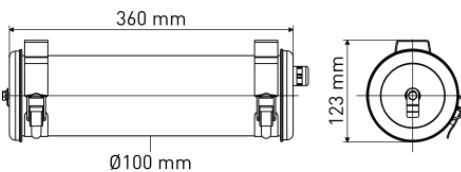
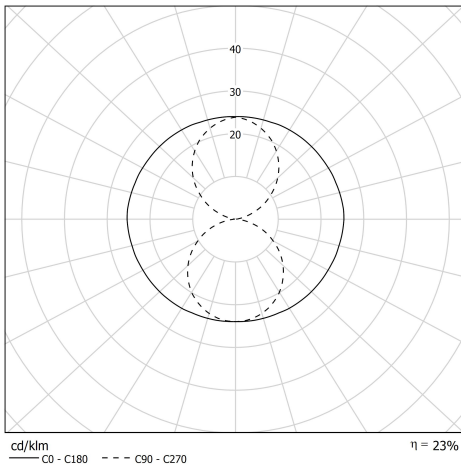


Description

- Tubular wall light GUDE 100 360° (design: Dominique Perrault & Gaëlle Lauriot-Prévost)
- For omnidirectional lighting with rectangular perforation grid
- Grid with SILVER finishing
- Housing: Co-extruded polycarbonate/PMMA for inside/outside use
- End caps & fixing straps: Stainless steel 316L
- Stainless steel grid inserted between housing and an internal film in opalised white polycarbonate
- External metal parts in 316L stainless steel and screws in A4 stainless steel
- Stainless steel mounting plate attached to the alimentation end cap
- Gaskets: Gaskets moulded in EPDM

Light specifications and controlling

- With 1 matt LED E27 filament lamp (8W 2700K)
- non dimmable



Installation and maintenance

- Diameter: 100 mm
- Total length: 355 mm
- Cable entry with nickel-coated brass cable gland for cable Ø 5 - 14 mm
- Provided with 0,50m 3G1,5 cable with tinned copper meshwork under transparent tubing
- Connection to 3x4mm² automatic terminal block
- 2 reinforced stainless Steel fixing straps (with variable centre distance) and allowing 360° orientation
- Provided with stainless steel cable plate 316L, for indoor use (IP 40)
- Installation in vertical position, cable gland positioned downwards
- Maintenance by releasing the closing screw and extracting the diffuser



Characteristics

- Warranty : 5 years
- Operating temperature: -20 °C to +35 °C
- Protection: IP66/IP68/IP69K
- Resistance to IK shocks: IK10
- Electrical class: Class I
- Power supply: 220-240 V 50/60 Hz
- T°C with incandescent wires: 650°C
- Weight: 1,5 kg