

Suspension with blown glass shade and an integrated 5W light engine at the centre with a specially developed lens
The metal parts are made in lathed aluminium
1-10V dimming or DALI dimming compatible (AC-DC converter required)

Finishing

Standard



Anodised brass / White blown glass



Light emission

- **Light emission:** diffuse
- **Light direction:** downlight
- **Light source:** LED board
- **Source flux:** 330 lm
- **Emitted flux:** 270 lm
- **Efficacy:** 67,5 lm/W
- **CCT:** 3000 K
- **CRI index:** 97
- **Lifetime:** >55000h L80 @ 25°C

Electric facts

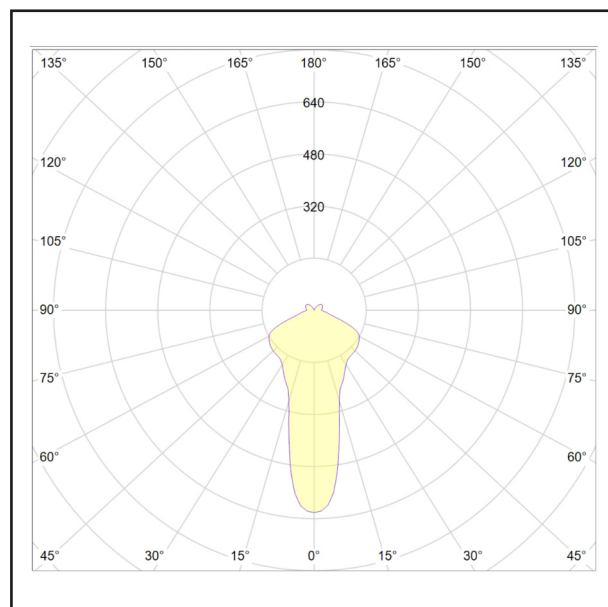
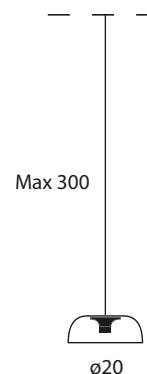
- **Source power:** 4 W
- **Power absorption:** 5 W
- **Stand-by absorption:** <1 W
- **Grid voltage:** DC CC 350mA @ ~12V
- **Power supply:** AC-DC converter required
- **Dimmability:** 1-10V, Dali compatible
- **Energy class:** A++

Technical data

- **Environment:** indoor
- **Placement:** pendant
- **Net weight:** 0,9 Kg
- **Certifications:** CE
- **Suggested ambient:** 25 °C
- **Maximum ambient T:** 40 °C
- **Insulation class:** I
- **Protection class:** IP20

Packaging

- **Material:** cardboard box
- **Dimensions:** 27 x 27 x 23 (cm)
- **Volume:** 0,017 m³
- **Gross weight:** 1,6 Kg



Suspension with blown glass shade and an integrated 5W light engine at the centre with a specially developed lens
The metal parts are made in lathed aluminium
1-10V dimming or DALI dimming compatible (AC-DC converter required)

Finishing

Standard



Anodised brass / White blow glass



Light emission

- **Light emission:** diffuse
- **Light direction:** downlight
- **Light source:** LED board
- **Source flux:** 316 lm
- **Emitted flux:** 258 lm
- **Efficacy:** 63,2 lm/W
- **CCT:** 2700 K
- **CRI index:** 97
- **Lifetime:** >55000h L80 @ 25°C

Electric facts

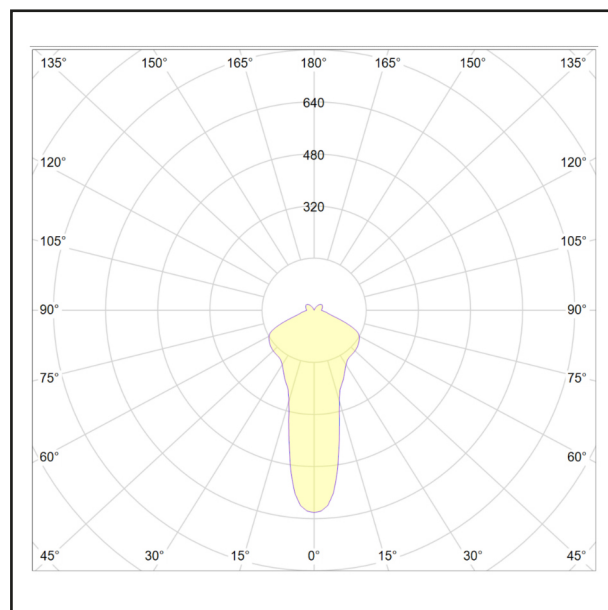
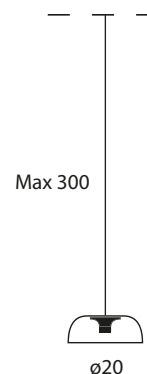
- **Source power:** 4 W
- **Power absorption:** 5 W
- **Stand-by absorption:** <1 W
- **Grid voltage:** DC CC 350mA @ ~12V
- **Power supply:** AC-DC converter required
- **Dimmability:** 1-10V, Dali compatible
- **Energy class:** A++

Technical data

- **Environment:** indoor
- **Placement:** pendant
- **Net weight:** 0,9 Kg
- **Certifications:** CE
- **Suggested ambient:** 25 °C
- **Maximum ambient T:** 40 °C
- **Insulation class:** I
- **Protection class:** IP20

Packaging


- **Material:** cardboard box
- **Dimensions:** 27 x 27 x 23 (cm)
- **Volume:** 0,017 m³
- **Gross weight:** 1,6 Kg



Suspension with aluminium shade and an integrated 18W light engine at the centre with a specially developed lens
The metal parts are made in lathed aluminium
1-10V dimming or DALI dimming compatible (AC-DC converter provided)

Finishing

- Matt Black
cod. 181D01OP00
- Oxygen red
cod. 181D35ST00
- Matt white
cod. 181D02UM00
- Battersea green
cod. 181D28BG00
- Metallic Bronze
cod. 181D29MT00
- Sapphire blue
cod. 181D06ZA00
- Matt brushed aluminium
cod. 181D34OP00



Light emission

- **Light emission:** diffuse
- **Light direction:** downlight
- **Light source:** LED board
- **Source flux:** 1981 lm
- **Emitted flux:** 873 lm
- **Efficacy:** 48,5 lm/W
- **CCT:** 3000 K
- **CRI index:** 97
- **Lifetime:** >55000h L80 @ 25°C

Electric facts

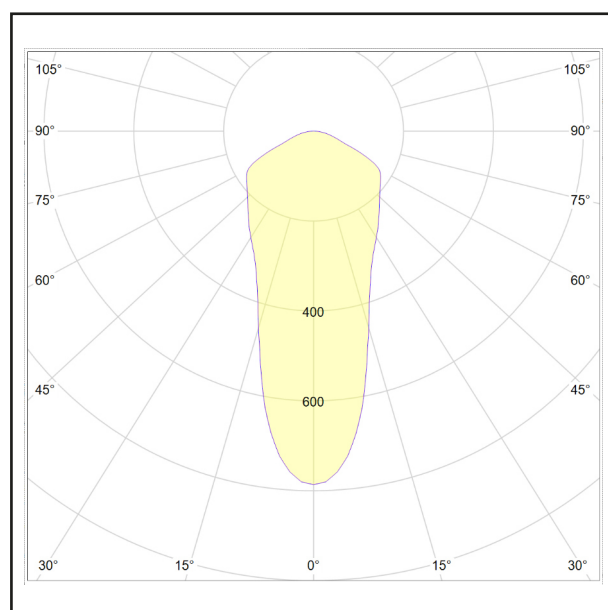

- **Source power:** 18W
- **Power absorption:** -
- **Stand-by absorption:** <1 W
- **Grid voltage:** DC CC 700mA @ ~36V
- **Power supply:** internal AC-DC converter provided
- **Dimmability:** 1-10V, Dali compatible
- **Energy class:** A++ → E

Technical data

- **Environment:** indoor
- **Placement:** pendant
- **Net weight:** 1,8 Kg
- **Certifications:** CE
- **Suggested ambient:** 25 °C
- **Maximum ambient T:** 40 °C
- **Insulation class:** I
- **Protection class:** IP20




Packaging

- **Material:** cardboard box
- **Dimensions:** 46 x 46 x 27 (cm)
- **Volume:** 0,057 m³
- **Gross weight:** 3,2 Kg



Suspension with aluminium shade and an integrated 18W light engine at the centre with a specially developed lens
The metal parts are made in lathed aluminium
1-10V dimming or DALI dimming compatible (AC-DC converter provided)

Finishing

-  Matt Black
cod. 181D01OPK27
-  Oxygen red
cod. 181D35STK27
-  Matt white
cod. 181D02UMK27
-  Battersea green
cod. 181D28BGK27
-  Metallic Bronze
cod. 181D29MTK27
-  Sapphire blue
cod. 181D06ZAK27
-  Matt brushed aluminium
cod. 181D34OPK27



Light emission

- **Light emission:** diffuse
- **Light direction:** downlight
- **Light source:** LED board
- **Source flux:** 1904 lm
- **Emitted flux:** 839 lm
- **Efficacy:** 46,61 lm/W
- **CCT:** 3000 K
- **CRI index:** 97
- **Lifetime:** >55000h L80 @ 25°C

Electric facts

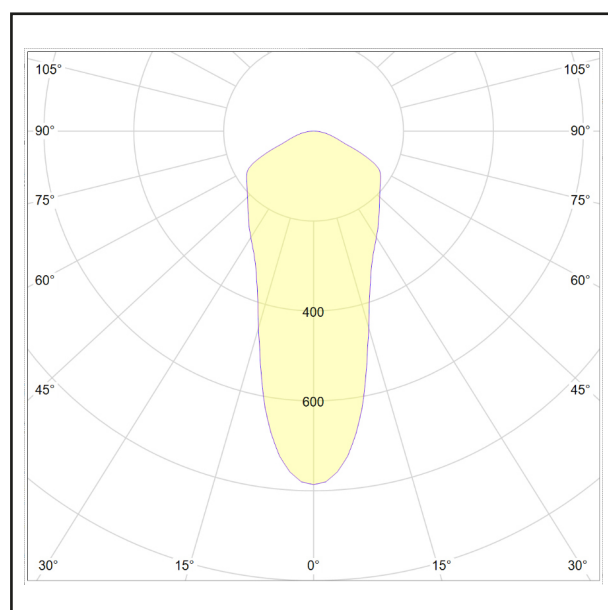

- **Source power:** 18W
- **Power absorption:** -
- **Stand-by absorption:** <1 W
- **Grid voltage:** DC CC 700mA @ ~36V
- **Power supply:** internal AC-DC converter provided
- **Dimmability:** 1-10V, Dali compatible
- **Energy class:** A++ → E

Technical data

- **Environment:** indoor
- **Placement:** pendant
- **Net weight:** 1,8 Kg
- **Certifications:** CE
- **Suggested ambient:** 25 °C
- **Maximum ambient T:** 40 °C
- **Insulation class:** I
- **Protection class:** IP20








Packaging

- **Material:** cardboard box
- **Dimensions:** 46 x 46 x 27 (cm)
- **Volume:** 0,057 m³
- **Gross weight:** 3,2 Kg



Suspension with aluminium shade and an integrated 25W light engine at the centre with a specially developed lens
The metal parts are made in lathed aluminium
1-10V dimming or DALI dimming compatible (AC-DC converter provided)

Finishing

-  Matt Black
cod. 182D01OP00
-  Oxygen red
cod. 182D35ST00
-  Matt white
cod. 182D02UM00
-  Battersea green
cod. 182D28BG00
-  Metallic Bronze
cod. 182D29MT00
-  Sapphire blue
cod. 182D06ZA00
-  Matt brushed aluminium
cod. 182D34OP00

Light emission

- **Light emission:** diffuse
- **Light direction:** downlight
- **Light source:** LED board
- **Source flux:** 2774 lm
- **Emitted flux:** 1216 lm
- **Efficacy:** 48,6 lm/W
- **CCT:** 3000 K
- **CRI index:** 97
- **Lifetime:** >55000h L80 @ 25°C

Electric facts

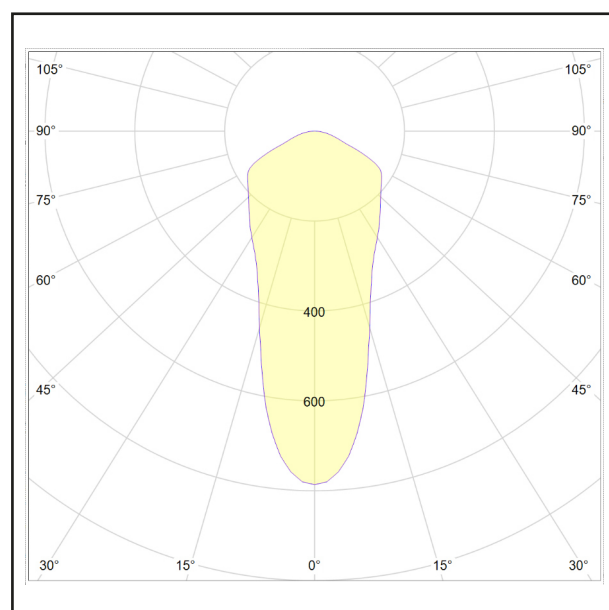
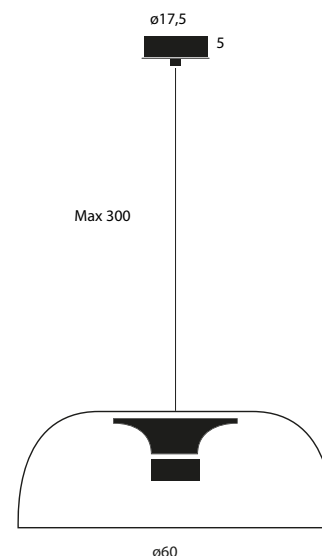

- **Source power:** 25W
- **Power absorption:** -
- **Stand-by absorption:** <1 W
- **Grid voltage:** DC CC 700mA @ ~36V
- **Power supply:** internal AC-DC converter provided
- **Dimmability:** 1-10V, Dali compatible
- **Energy class:** A++ → E

Technical data

- **Environment:** indoor
- **Placement:** pendant
- **Net weight:** 4,3 Kg
- **Certifications:** CE
- **Suggested ambient:** 25 °C
- **Maximum ambient T:** 40 °C
- **Insulation class:** I
- **Protection class:** IP20








Packaging

- **Material:** cardboard box
- **Dimensions:** 67 x 67 x 34 (cm)
- **Volume:** 0,15 m³
- **Gross weight:** 6,5 Kg (estimated)



Suspension with aluminium shade and an integrated 25W light engine at the centre with a specially developed lens
The metal parts are made in lathed aluminium
1-10V dimming or DALI dimming compatible (AC-DC converter provided)

Finishing

-  Matt Black
cod. 182D01OPK27
-  Oxygen red
cod. 182D35STK27
-  Matt white
cod. 182D02UMK27
-  Battersea green
cod. 182D28BGK27
-  Metallic Bronze
cod. 182D29MTK27
-  Sapphire blue
cod. 182D06ZAK27
-  Matt brushed aluminium
cod. 182D34OPK27

Light emission

- **Light emission:** diffuse
- **Light direction:** downlight
- **Light source:** LED board
- **Source flux:** 2666 lm
- **Emitted flux:** 1168 lm
- **Efficacy:** 46,7 lm/W
- **CCT:** 2700 K
- **CRI index:** 97
- **Lifetime:** >55000h L80 @ 25°C

Electric facts

- **Source power:** 25W
- **Power absorption:** -
- **Stand-by absorption:** <1 W
- **Grid voltage:** DC CC 700mA @ ~36V
- **Power supply:** internal AC-DC converter provided
- **Dimmability:** 1-10V, Dali compatible
- **Energy class:** A++ → E

Technical data

- **Environment:** indoor
- **Placement:** pendant
- **Net weight:** 4,3 Kg
- **Certifications:** CE
- **Suggested ambient:** 25 °C
- **Maximum ambient T:** 40 °C
- **Insulation class:** I
- **Protection class:** IP20

Packaging

- **Material:** cardboard box
- **Dimensions:** 67 x 67 x 34 (cm)
- **Volume:** 0,15 m³
- **Gross weight:** 6,5 Kg (estimated)

