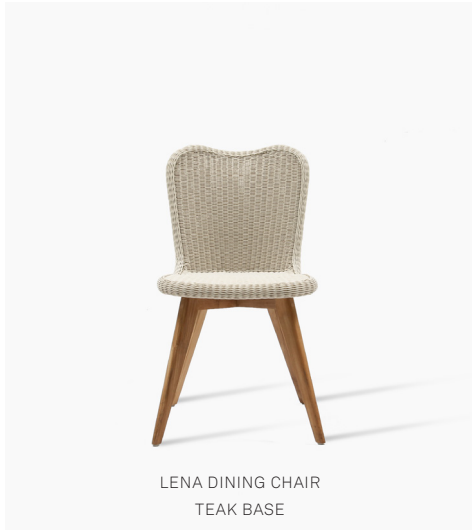


VINCENT SHEPPARD

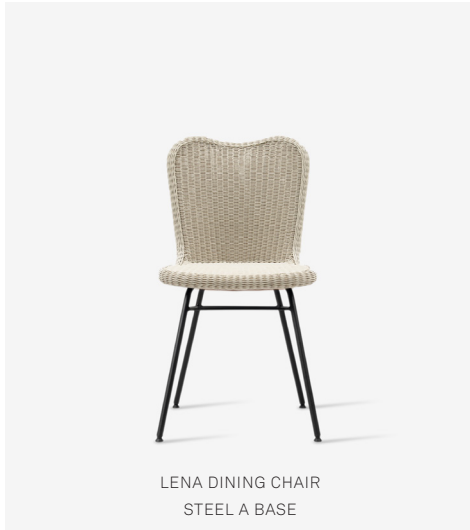


LENA COLLECTION

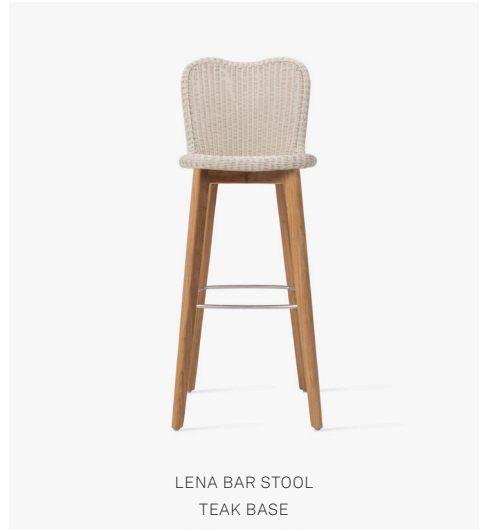
PRODUCT DATA SHEET



LENA DINING CHAIR
TEAK BASE



LENA DINING CHAIR
STEEL A BASE



LENA BAR STOOL
TEAK BASE

LENA

frame	steel or teak	
frame finish	powder coated steel or untreated teak	
seat	synthetic wicker	
seat colours	old lace, mocca, black	
glides	teak base	white nylon
	steel a base	black nylon

PROTECTIVE COVERS

We recommend using protective covers only on **dry teak furniture**.

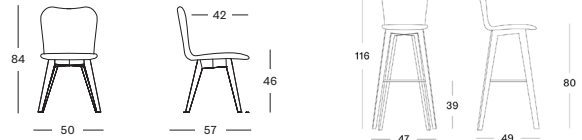
dining chair	PC001
bar stool	on request

DIMENSIONS

FRAME FINISH



SEAT COLOURS



VARIANTS

DINING CHAIR	ITEM CODE	FINISH	PACKAGE DIMENSION (cm/inch)		CBM (m³/ft³)		WEIGHT (kg/lb)	
teak base	GD077W002S001	mocca	56 x 90 x 65	22 x 39 x 29	0,41	14.63	12,5	27.56
teak base	GD077W002S007	old lace	56 x 90 x 65	22 x 39 x 29	0,41	14.63	12,5	27.56
teak base	GD077W002S023	black	56 x 90 x 65	22 x 39 x 29	0,41	14.63	12,5	27.56
steel a base	GD070W002S001	mocca	56 x 90 x 65	22 x 39 x 29	0,41	14.63	12,5	27.56
steel a base	GD070W002S007	old lace	56 x 90 x 65	22 x 39 x 29	0,41	14.63	12,5	27.56
steel a base	GD070W002S023	black	56 x 90 x 65	22 x 39 x 29	0,41	14.63	12,5	27.56
BAR STOOL	ITEM CODE	FINISH	PACKAGE DIMENSION (cm/inch)		CBM (m³/ft³)		WEIGHT (kg/lb)	
teak base	GP098W002S001	mocca	51 x 118 x 55	20 x 46.5 x 21.7	0,33	11.7	12,5	27.56
teak base	GP098W002S007	old lace	51 x 118 x 55	20 x 46.5 x 21.7	0,33	11.7	12,5	27.56
teak base	GP098W002S023	black	51 x 118 x 55	20 x 46.5 x 21.7	0,33	11.7	12,5	27.56

MAINTENANCE AND CARE

TEAK

Daily care

Use a moist towel or sponge with a mild solution of water and natural, non-aggressive soap.

Stubborn stains

If your furniture is stained, consider one of the following options:

- **Grease spots have appeared on the furniture**
This is a natural feature of the wood and grease spots should gradually disappear after being exposed to sunlight. However, should you wish to remove these blemishes, we recommend using a degreasing agent and gentle scrubbing with a brush. Rinse off with clean water.
- **The furniture has developed mildew spots or black blemishes**
This is usually the result of rainwater or sometimes sap dripping from the leaves of trees onto the wood leaving dark marks and spots. Ideally, we recommend the furniture is not placed under trees. However, these marks can be removed by lightly sanding with fine sandpaper.
- **You spilled wine or something else leaving persistent stains**
For wine and other stains, we recommend using a weak solution of bleach and water combined with a dishwashing agent to wipe the area clean.

SYNTHETIC WEAVE

For our all-weather outdoor collection, we use multiple synthetic materials, including polyethylene, polypropylene, HDPE wicker and HPL.

All our synthetic materials are specifically designed to withstand any weather conditions, are UV-resistant, and can be left outside all year long.

We recommend giving them a quick wash when dirty or every three months with a non-foaming mild detergent.

STEEL

For the outdoor pieces, the steel is always epoxy coated and powder coated to make sure it is protected from all-weather influences.

Clean your armour with a moist towel and some natural soap!