

TAPS FOR WASHBASIN / BIDET - WALL-MOUNTED PROGRESSIVE MIXERS



SIX06



SIX07



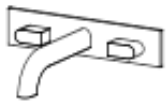
SIX08



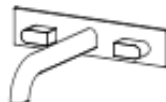
SIX09

---

TAPS FOR WASHBASIN / BIDET - WALL-MOUNTED DUAL HANDLE TAPS



SIX01



SIX02

---

TAPS FOR WASHBASIN / BIDET - TWO-HOLE PROGRESSIVE MIXERS



SIX17

---

TAPS FOR WASHBASIN / BIDET - THREE-HOLE TAPS



SIX10

TAPS FOR SHOWER / BATHTUB - THERMOSTATIC SETS WITH DIVERTER



SIX40

---

TAPS FOR SHOWER / BATHTUB - PROGRESSIVE SETS



SIX41



SIX42

## RIM MOUNTED BATHTUB TAPS - PROGRESSIVE SETS



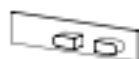
SIX43



SIX44

---

## REMOTE CONTROLS - WALL MOUNTED MIXER



SIX45

---

## REMOTE CONTROLS - WALL-MOUNTED PROGRESSIVE MIXER



SIX46

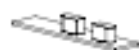
---

## REMOTE CONTROLS - DECK-MOUNTED PROGRESSIVE MIXER



SIX48

## REMOTE CONTROLS - DECK-MOUNTED SHUT-OFF VALVES



SIX47

---

## WALL-MOUNTED SPOUTS FOR WASHBASIN / BIDET



SIX20



SIX21

---

## DECK MOUNTED SPOUTS FOR WASHBASIN / BIDET



SIX25

---

## TAPS FOR WASHBASIN - WALL-MOUNTED TAPS WITH INFRARED SENSOR



SIX50R



SIX51R

---