



SCHEDA TECNICA
COMPOSIZIONE
Technical data sheet for arrangements

ANTA
 Door

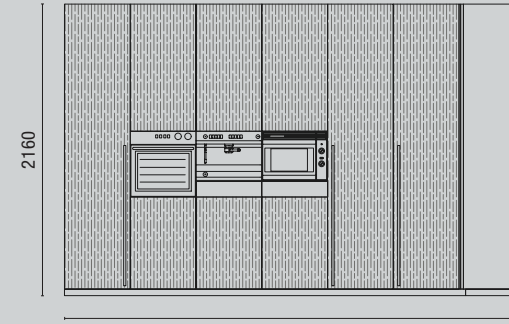
ANTA
 Door



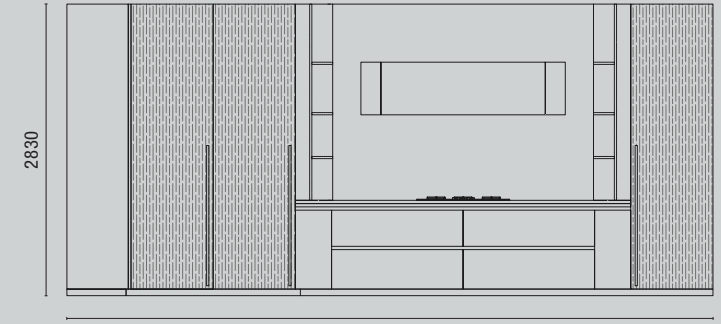
IRIS



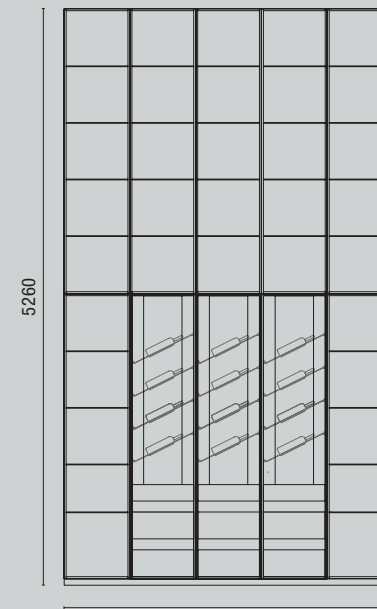
LIGHT



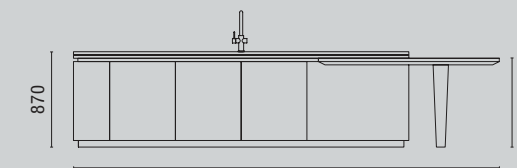
PROSPETTO A-A
 Front view A-A



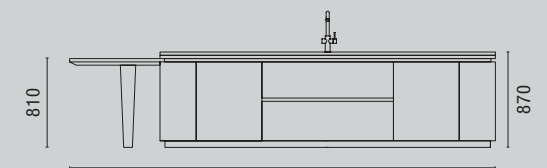
PROSPETTO B-B
 Front view B-B



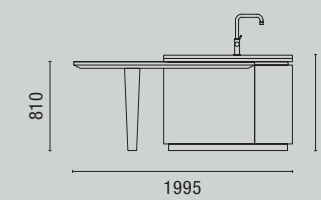
PROSPETTO C-C
 Front view C-C



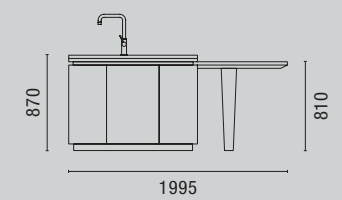
PROSPETTO D-D
 Front view D-D



PROSPETTO E-E
 Front view E-E

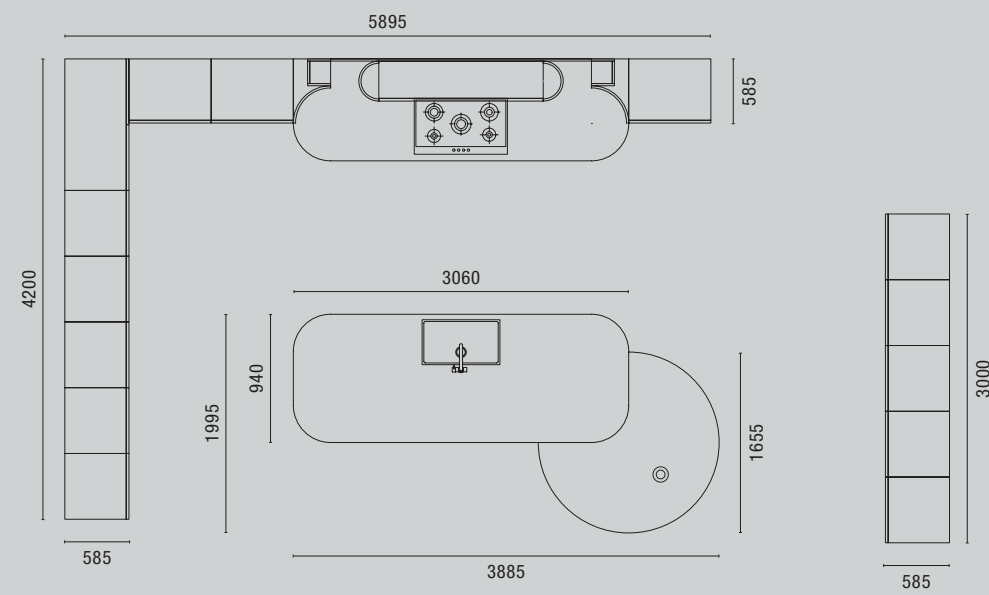


PROSPETTO F-F
 Front view F-F




PROSPETTO G-G
 Front view G-G

VISTA IN PIANTA
 Top view




FINITURE UTILIZZATE
 Finishes used


26




Ebano
 Ebony



Pietra Grey_SEAMLESS
 Grey_SEAMLESS stone



Rugiada - Laccato NCS 2502Y
 Rugiada - NCS 2502Y lacquer



Bronzato
 Bronzato

27