



PRODUCT SHEET

Pedal Bins

by Norm Architects

Pedal Bins, 4L/11L

BY NORM ARCHITECTS

Powder coated steel bin with solar-brushed, soft close stainless steel lid, removable plastic liner and easy-to-clean body. Available in four sizes.



PRODUCT OPTIONS

POWDER COATED STEEL BASE




WHITE STEEL



BLACK STEEL

PEDAL BIN TOP



SOLAR BRUSHED

Pedal Bins, 4L/11L

BY NORM ARCHITECTS

TECHNICAL SPECIFICATIONS

PRODUCT TYPE

Pedal bin

WEIGHT

4 L: 3,5 kg / 7,7 lb
11 L: 5,4 kg / 11,9 lb

PACKAGING MEASUREMENTS (H x W x D)

4 L
39,5 cm x 27,5 cm x 31 cm / 15,6" x 10,8" x 12,2"

PRODUCTION PROCESS

Rolled steel with welded deep drawn base and lid.

MATERIALS

Stainless steel, powder coated steel,
plastic, silicone

11 L

54 cm x 34,5 cm x 35 cm / 21,3" x 13,6" x 13,8"

DIMENSIONS

4 L

H: 35 cm / 13,8"
D: 30,5 cm / 12"
Ø: 23,5 cm / 9,25"

COLOUR

Black (RAL 9005), matte
White (RAL 9016), shiny (Glass 95)
Solar brushed stainless steel

MATERIALS & MAINTENANCE

Please visit [menuspace.com](https://www.menuspace.com) for materials, care and maintenance instructions.

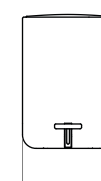

11 L

H: 43,5 cm / 17,1"
D: 34,5 cm / 13,6"
Ø: 27 cm / 10,6"

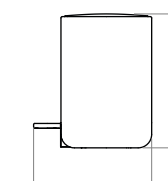
PACKAGING TYPE

Gift box

BIN 4 L



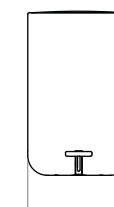

Ø: 23,5 cm / 9,25"



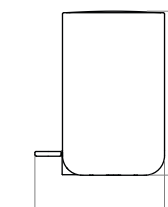
D: 30,5 cm / 12"

H: 35 cm / 13,8"

BIN 11 L



Ø: 27 cm / 10,6"



D: 34,5 cm / 13,6"

H: 43,5 cm / 17,1"

Pedal Bins, 20L/30L

BY NORM ARCHITECTS

Powder coated steel bin with solar-brushed, soft close stainless steel lid, removable plastic liner and easy-to-clean body. Available in four sizes.




PRODUCT OPTIONS

POWDER COATED STEEL BASE



WHITE STEEL

PEDAL BIN TOP



SOLAR BRUSHED

Pedal Bins, 20L/30L

BY NORM ARCHITECTS

TECHNICAL SPECIFICATIONS

PRODUCT TYPE

Pedal bin

WEIGHT

20 L: 7,7 kg / 17 lb
30 L: 8,9 kg / 19,6 lb

PACKAGING MEASUREMENTS (H x W x D)

20 L
70,5 cm x 37 cm x 37,5 cm / 27,8" x 14,62 x 14,6"

COLLI

1

MATERIALS

Stainless steel, powder coated steel, plastic, silicone

30 L

74 cm x 37,5 cm x 38 cm / 29,1" x 14,8" x 14,8"

PRODUCTION PROCESS

Rolled steel with welded deep drawn base and lid.

COLOUR

White (RAL 9016), shiny (Gloss 95)
Solar brushed stainless steel

MATERIALS & MAINTENANCE

Please visit [menuspace.com](https://www.menuspace.com) for materials, care and maintenance instructions.

DIMENSIONS

20 L

H: 64 cm / 25,2"
D: 37,5 cm / 14,8"
Ø: 30,5 cm / 12"

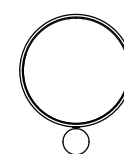
30 L

H: 69 cm / 27,2"
D: 40,6 cm / 16"
Ø: 33,5 cm / 13,2"

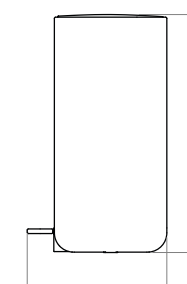
PACKAGING TYPE

Gift box

BIN 20 L



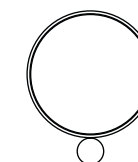
Ø: 30,5 cm / 12"



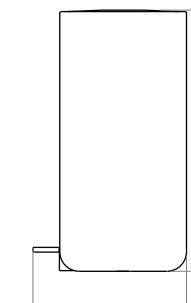
D: 37,5 cm / 14,8"

H: 64 cm / 25,2"

BIN 30 L



Ø: 33,5 cm / 13,2"



D: 40,6 cm / 16"

H: 69 cm / 27,2"