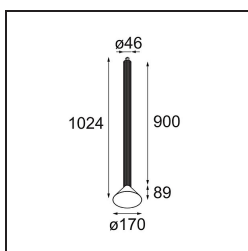


Date
Customer
Project
Type

Extruded Suspended 46 900 1x LED 1800-3000K WD Flood DE Champagne Anodised - Champagne Brushed Anodised



This statement luminaire loves to play with light when it's on and when it's off. Its strong lines bring vertical structure to your space. The grooves along the shaft tell a different tale, every time the surrounding light changes. A cone-shape lampshade offers glare-free, intimate, accent light. Extruded is made for exchange. People to people, light to shadow.

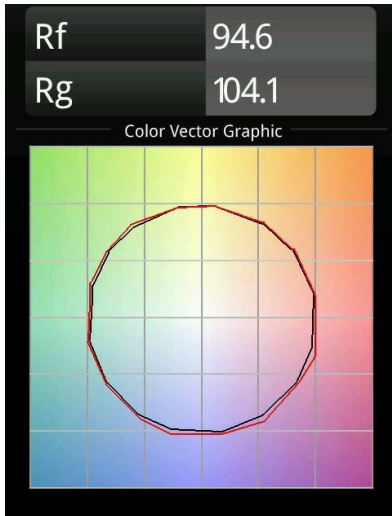


Specifications

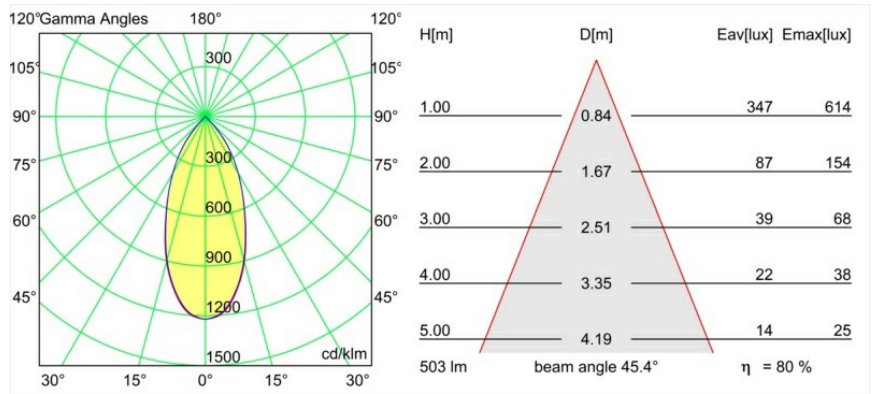
Material	13520834
Light Source Type	LED
LED Type	BRIDGELUX WARMDIM 6W
LED technology	LED COB
CRI	Min. 95
Colour Temperature	1800-3000K (Warm Dim)
Lifetime	L80B20 @50,000 Hours
Lamp Included	Yes
Number of Light Sources	1
CIE flux code	98 100 100 100 80
Binning (SDCM)	3
Light Direction	Down
Optic	Reflector
Measured beam angle (°)	41.9
Input Voltage	Constant Current Driver Required
Electrical Class	III
IP Rating	20
Glow wire rating (°C)	960
Indoor/Outdoor	Indoor
Application	Ceiling
Mounting	Suspended
Adjustability	Not Applicable
Distance to Lighted Object (m)	0,1
Primary Colour & Primary Finish	Champagne, Anodised
Secondary Colour & Secondary Finish	Champagne, Brushed Anodised
Gross weight (g)	2365.0
Drive current (mA)	350
Min. forward voltage (Vf)	15,5
Max. forward voltage (Vf)	18,5
Connected load (W)	6,0
Delivered lumens (lm)	403
Efficacy (lm/W)	67
Glare rating	22
Remark	• Suspension kit not included

- Suspension kit not included
 - Longer suspension cable on request (standard length is 2 meter)
 - When used in combination with Kompas Round Surface: Suspension Point for Kompas required.
 - This is not a complete product. Suspension kit required.
-

TM30 & CRI diagram

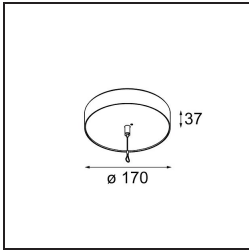


Light distribution & beam diagram

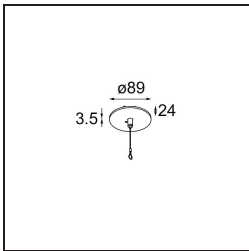


Diagrams

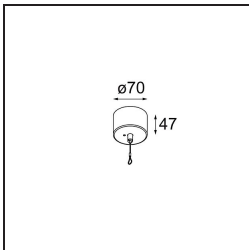
Installation Accessories



- 13523632 Extruded suspension kit 2m surface warm dim Tre dim DI black struc
- 13523636 Extruded suspension kit 2m surface warm dim Tre dim DI Grey White Matt



- 13523032 Extruded suspension kit 2m semi-recessed DE black struc
- 13523036 Extruded suspension kit 2m semi-recessed DE Grey White Matt



- 13523132 Extruded suspension kit 2m surface DE black struc
- 13523136 Extruded suspension kit 2m surface DE Grey White Structure

Choose a required accessory