

# VINCENT SHEPPARD



## KODO COLLECTION

PRODUCT DATA SHEET

# KODO COLLECTION



KODO DINING CHAIR



KODO LOUNGE CHAIR



KODO COCOON



KODO LOUNGE SOFA



KODO ROCKING CHAIR



KODO FOOTREST




KODO SUNLOUNGER



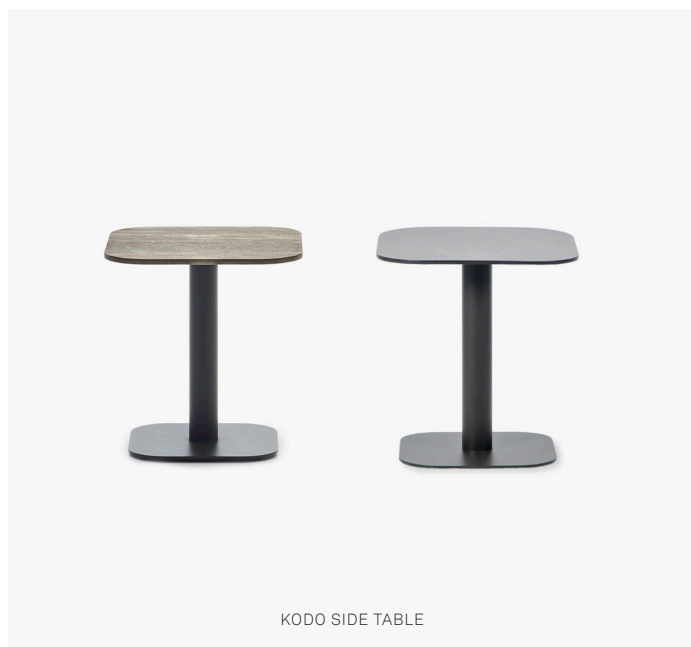
KODO DAYBED



KODO DINING TABLE



KODO COFFEE TABLE




KODO SIDE TABLE

## KODO

<b>frame</b>	aluminium
<b>frame finish</b>	fossil grey powder coated dune white powder coated
<b>rope</b>	polypropylene
<b>rope color</b>	fossil grey dune white
<b>table top/finish</b>	flint ceramic shards ceramic fossil grey powder coated dune white powder coated
<b>glides</b>	nylon

## COLOURS



## PROTECTIVE COVERS

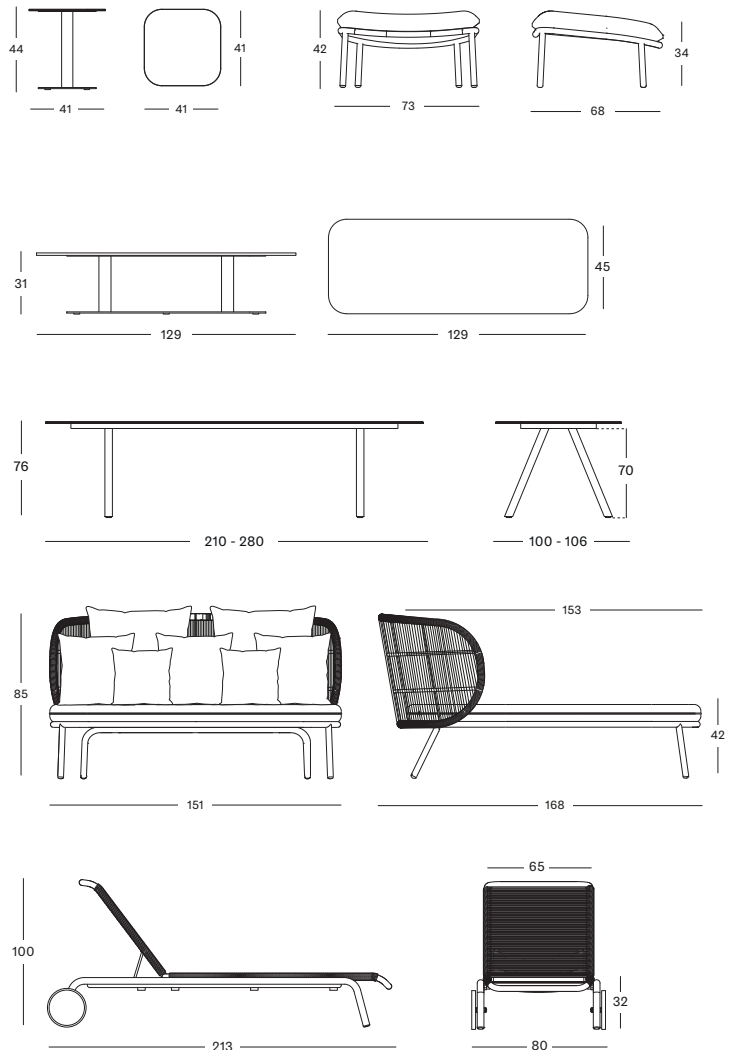
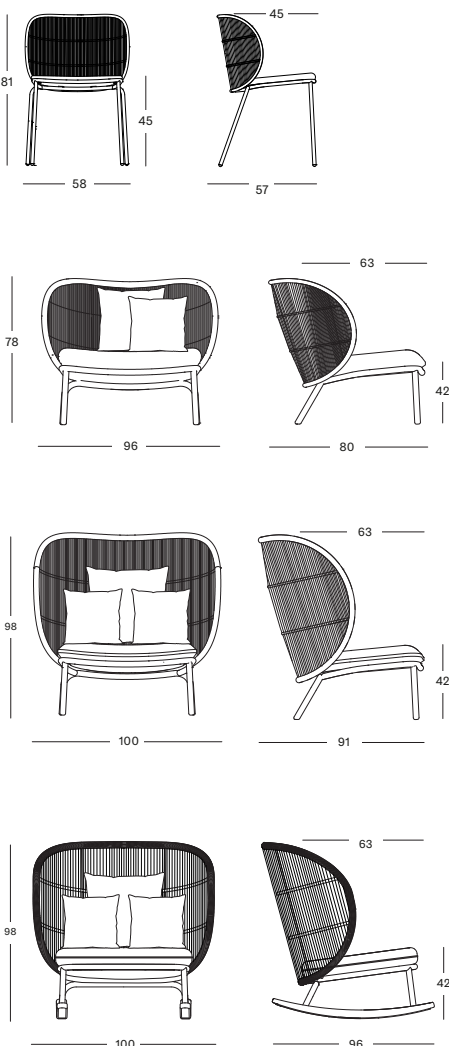
We recommend using protective covers only on **dry** furniture.

<b>dining chair</b>	PC001	<b>dining chair</b>	PC001
<b>loung chair</b>	PC002	<b>loung chair</b>	PC002
<b>loung sofa</b>	PC003	<b>loung sofa</b>	PC003

## CUSHION

<b>foam</b>	dining chair: 4 cm quick dry foam loung: 12 cm quick dry foam sunlounger: 3 cm polyether foam
<b>removable</b>	yes
<b>fabrics</b>	see fabric data sheet for more info

## DIMENSIONS



## IN THIS COLLECTION

KODO	ITEM CODE	FINISH	PACKAGE DIMENSION (cm/inch)		CBM (m <sup>3</sup> /ft <sup>3</sup> )		WEIGHT (kg/lb)	
dining chair	GD041S033	fossil grey	83 x 102 x 66	33 x 40 x 26	0,56	19.73	5	11.2
	GD041S035	dune white						
dining table 210	GT049A033K001	fossil grey / flint top	20 x 165 x 64 20 x 215 x 110	8 x 65 x 25 8 x 85 x 43	0,21 0,47	7.46 16.70	77	170
	GT049A035K002	dune white / shards top						
dining table 280	GT050A033K001	fossil grey / flint top	22 x 235 x 64 20 x 285 x 110	9 x 93 x 25 8 x 112 x 43	0,33 0,63	0.56 22.14	107	236
	GT050A035K002	dune white / shards top						
rocking chair	GC087S033	fossil grey	106 x 104 x 100	39 x 42 x 41	1,10	38.93	13	28.66
	GC087S035	dune white						
cocoon	GC044S033	fossil grey	100 x 90 x 100	39 x 39 x 35	0,90	31.78	8,5	18.74
	GC044S035	dune white						
loung chair	GC042S033	fossil grey	84 x 79 x 97	33 x 31 x 38	0,64	22,73	8.5	18.74
	GC042S035	dune white						
loung sofa	GC043S033	fossil grey	79 x 171 x 82	31 x 67 x 32	1,11	39.12	15	33.07
	GC43S035	dune white						
footrest	GC046S033	fossil grey	45 x 76 x 70	18 x 30 x 28	0,24	8.45	8,5	18.74
	GC046S035	dune white						
coffee table ceramic	GT048A033K001	fossil grey / flint top	35 x 133 x 49	14 x 52 x 19	0,23	8.06	30	60.14
	GT048A035K002	dune white / shards top						
coffee table	GT048A033	fossil grey	35 x 133 x 49	14 x 52 x 19	0,23	8.06	10,5	23.15
	GT048A035	dune white						
side table ceramic	GT047A033K001	fossil grey / flint top	48 x 56 x 56	19 x 22 x 22	0,15	5.32	23,5	51.81
	GT047A035K002	dune white / shards top						
side table	GT047A033	fossil grey	48 x 56 x 56	19 x 22 x 22	0,15	5.32	8.5	18.74
	GT047A035	dune white						
sunlounger	GC083S033	fossil grey	36 x 217 x 90	14 x 85 x 35	0,70	24.83	32	70.55
	GC083S035	dune white						
daybed	GC082S033	fossil grey	90 x 155 x 172	35 x 61 x 68	2,40	84.73	20,5	45.19
	GC082S035	dune white						

## MAINTENANCE AND CARE

### TEAK

#### Daily care

Use a moist towel or sponge with a mild solution of water and natural, non-aggressive soap.

#### Stubborn stains

If your furniture is stained, consider one of the following options:

- **Grease spots have appeared on the furniture**  
This is a natural feature of the wood and grease spots should gradually disappear after being exposed to sunlight. However, should you wish to remove these blemishes, we recommend using a degreasing agent and gentle scrubbing with a brush. Rinse off with clean water.
- **The furniture has developed mildew spots or black blemishes**  
This is usually the result of rainwater or sometimes sap dripping from the leaves of trees onto the wood leaving dark marks and spots. Ideally, we recommend the furniture is not placed under trees. However, these marks can be removed by lightly sanding with fine sandpaper.
- **You spilled wine or something else leaving persistent stains**  
For wine and other stains, we recommend using a weak solution of bleach and water combined with a dishwashing agent to wipe the area clean.

### CERAMIC

If you're looking for a material which requires little to no maintenance, yet offers maximum resistance, you would do well to involve ceramic. The material preserves the natural look of stone and offers top of the chart convenience. Cleaning the table with water and mild soap will do the trick!

### POLYPROPYLENE ROPE

Another material used for our all-weather furniture, is rope. Our rope is made of polypropylene fibres or acrylic. Just like our other synthetic materials, the rope is designed to withstand any weather condition and can be left outside all year long.

For maintaining your rope furniture, we recommend using the fabric and upholstery protector to give optimal stain resistance.

To clean spots on the rope, we suggest applying a mist of soapy water with a spray bottle and then work the solution into the rope with a soft cloth by patting or rubbing lightly. Rinse the solution thoroughly and then blot excess moisture from the rope using a soft cloth and allow air-drying.

Never use a high-pressure hose on rope.